

## How To Install Zimbra 8.5.0 on CentOS 7 Part 1

Home (<https://imanudin.net/>) » Zimbra (<https://imanudin.net/category/zimbra/>) » How To Install Zimbra 8.5.0 on CentOS 7 Part 1

October 5, 2014

iman (<https://imanudin.net/author/iman/>)

Zimbra (<https://imanudin.net/category/zimbra/>)

70 Comments

Usually, i am always using SUSE Linux Enterprise Server as operating system for Zimbra Mail Server. But, starting from Zimbra 9.x.x, SLES has been deprecated (end of life) and may be will not supported by Zimbra. Therefore, i attempt to using CentOS as operating system for Zimbra. For easy understanding, this is my information system

```
Domain      : imanudin.net
Hostname    : mail
IP Address  : 192.168.26.11
```

### # Configure Network

First, we must configure network on CentOS. Assuming name of your network interface is eth0

1. `vi /etc/sysconfig/network-scripts/ifcfg-eth0`

```
DEVICE=eth0
ONBOOT=yes
NM_CONTROLLED=no
BOOTPROTO=none
IPADDR=192.168.26.11
NETMASK=255.255.255.0
DNS1=192.168.26.11
GATEWAY=192.168.26.2
DNS2=192.168.26.2
USERCTL=no
```

Restart network service and setup for automatic boot

1. `service network restart`
2. `chkconfig network on`

### # Configure Disable Selinux & Firewall

Open file `/etc/sysconfig/selinux` and change `SELINUX=enforcing` become `SELINUX=disabled`. Also disable some service such as iptables, ip6tables and firewalld.

1. `setenforce 0`
2. `service firewalld stop`
3. `service iptables stop`
4. `service ip6tables stop`
5. `systemctl disable firewalld`
6. `systemctl disable iptables`
7. `systemctl disable ip6tables`

### # Configure /etc/hosts, /etc/resolv.conf and hostname

Open file `/etc/hosts` and configure as follows

```
127.0.0.1    localhost
192.168.26.11 mail.imanudin.net mail
```

Open file `/etc/resolv.conf` and configure as follows

```
search imanudin.net
nameserver 192.168.26.11
nameserver 192.168.26.2
nameserver 8.8.8.8
```

Do the following command as root

1. `hostname mail.imanudin.net`
2. `echo "HOSTNAME=mail.imanudin.net" &&> /etc/sysconfig/network`

### # Disable service sendmail or postfix

Do the following command as root

1. `service sendmail stop`
2. `service postfix stop`
3. `systemctl disable sendmail`
4. `systemctl disable postfix`

# Update repo and install package dependency by Zimbra

```
1. yum update
2. yum -y install perl perl-core wget screen w3m elinks openssh-clients openssh-server bind bind-utils unzip nmap sed nc sysutils rsync telnet aspell
```

# Configure local DNS Server

Zimbra needed lookup to MX records on domain that used. For that purpose, we can configure dns server on machine of Zimbra mail server

Open file /etc/named.conf and add any on listen-on port 53 and allow-query as follows

```
listen-on port 53 { 127.0.0.1; any; };
allow-query { localhost; any; };
```

Create a zone on the bottom of file named.conf as follows

```
zone "imanudin.net" IN {
type master;
file "db.imanudin.net";
allow-update { none; };
};
```

Create database for new zone has been created on folder /var/named/

```
1. touch /var/named/db.imanudin.net
2. chgrp named /var/named/db.imanudin.net
3. vi /var/named/db.imanudin.net
```

fill as follows

```
$TTL 1D
@      IN SOA  ns1.imanudin.net. root.imanudin.net. (
                                0      ; serial
                                1D     ; refresh
                                1H     ; retry
                                1W     ; expire
                                3H )   ; minimum
@      IN     NS    ns1.imanudin.net.
@      IN     MX    0 mail.imanudin.net.
ns1    IN     A     192.168.26.11
mail   IN     A     192.168.26.11
```

# Restart Service & Check results configuring DNS Server

```
1. service named restart
2. systemctl enable named
3. nslookup mail.imanudin.net
4. dig imanudin.net mx
```

If results from above command as follows, your configuration dns has been success

```
[root@mail opt]# nslookup mail.imanudin.net
Server:          192.168.26.11
Address:         192.168.26.11#53
Name: mail.imanudin.net
Address: 192.168.26.11
```

```
[root@mail opt]# dig imanudin.net mx
; <<> DiG 9.9.4-RedHat-9.9.4-14.el7 <<> imanudin.net mx
;; global options: +cmd
;; Got answer:
;; ->HEADER<<- opcode: QUERY, status: NOERROR, id: 32697
;; flags: qr aa rd ra; QUERY: 1, ANSWER: 1, AUTHORITY: 1, ADDITIONAL: 3

;; OPT PSEUDOSECTION:
;; EDNS: version: 0, flags:;, udp: 4096
;; QUESTION SECTION:
;imanudin.net.                IN      MX

;; ANSWER SECTION:
imanudin.net.                86400   IN      MX      0 mail.imanudin.net.
                                (https://i1.wp.com/imanudin.net/wp-

;; AUTHORITY SECTION:
imanudin.net.                86400   IN      NS      ns1.imanudin.net.

;; ADDITIONAL SECTION:
mail.imanudin.net.          86400   IN      A       192.168.26.11
ns1.imanudin.net.          86400   IN      A       192.168.26.11

;; Query time: 1 msec
;; SERVER: 192.168.26.11#53(192.168.26.11)
;; WHEN: Sun Oct 05 19:53:33 WIB 2014
;; MSG SIZE rcvd: 112
```

content/uploads/2014/10/dns-imanudin.net\_.jpg)

Preparation for install Zimbra has been finished. Now we can install zimbra and will explained on next section 😊

Good luck and hopefully useful 😊

Share this:

✉ (https://imanudin.net/2014/10/05/how-to-install-zimbra-8-5-0-on-centos-7-part-1/?share=email&nb=1)

📘 (https://imanudin.net/2014/10/05/how-to-install-zimbra-8-5-0-on-centos-7-part-1/?share=facebook&nb=1)

🐦 (https://imanudin.net/2014/10/05/how-to-install-zimbra-8-5-0-on-centos-7-part-1/?share=twitter&nb=1)

🌐 (https://imanudin.net/2014/10/05/how-to-install-zimbra-8-5-0-on-centos-7-part-1/?share=linkedin&nb=1)

🍀 (https://imanudin.net/2014/10/05/how-to-install-zimbra-8-5-0-on-centos-7-part-1/?share=google-plus-1&nb=1)

📌 (https://imanudin.net/2014/10/05/how-to-install-zimbra-8-5-0-on-centos-7-part-1/?share=pinterest&nb=1)

📌 (https://imanudin.net/2014/10/05/how-to-install-zimbra-8-5-0-on-centos-7-part-1/?share=tumblr&nb=1)

📌 (https://imanudin.net/2014/10/05/how-to-install-zimbra-8-5-0-on-centos-7-part-1/?share=telegram&nb=1)

📌 (whatsapp://send?text=How%20to%20Install%20Zimbra%208.5.0%20on%20CentOS%207%20Part%201%20https%3A%2F%2Fimanudin.net%2F2014%2F10%2F05%2Fhow-to-install-zimbra-8-5-0-on-centos-7-part-1%2F)

📌 (https://imanudin.net/2014/10/05/how-to-install-zimbra-8-5-0-on-centos-7-part-1/?share=reddit&nb=1)

<< Script Automatic Configure CBPolicyd on Zimbra 8.5 (https://imanudin.net/2014/09/30/script-automatic-configure-cbpolicyd-on-zimbra-8-5/)

How To Install Zimbra 8.5.0 on CentOS 7 Part 2 >> (https://imanudin.net/2014/10/06/how-to-install-zimbra-8-5-0-on-centos-7-part-2/)

## 70 thoughts on - How To Install Zimbra 8.5.0 on CentOS 7 Part 1

How To Install Zimbra 8.5.0 on CentOS 7 Part 2 | Ahmad Imanudin (http://imanudin.net/2014/10/06/how-to-install-zimbra-8-5-0-on-centos-7-part-2/) says:

October 6, 2014 at 3:37 am (https://imanudin.net/2014/10/05/how-to-install-zimbra-8-5-0-on-centos-7-part-1/#comment-328)

[...] previously preparation for install Zimbra has been finished, we can install Zimbra right now. First, we can download Zimbra Binary from this [...]

Reply (https://imanudin.net/2014/10/05/how-to-install-zimbra-8-5-0-on-centos-7-part-1/?replytocom=328#respond)

How To Easy Install Zimbra 8.5 on CentOS 7 | Ahmad Imanudin (http://imanudin.net/2014/10/07/how-to-easy-install-zimbra-8-5-on-centos-7/) says:

October 7, 2014 at 3:25 am (https://imanudin.net/2014/10/05/how-to-install-zimbra-8-5-0-on-centos-7-part-1/#comment-406)

[...] automatically configure all settings who has been explained on previously article at this link http://imanudin.net/2014/10/05/how-to-install-zimbra-8-5-0-on-centos-7-part-1/. You just need to install CentOS minimal, configure network until connect to [...]

Reply (https://imanudin.net/2014/10/05/how-to-install-zimbra-8-5-0-on-centos-7-part-1/?replytocom=406#respond)



**Steve says:**

December 28, 2014 at 4:01 pm (<https://imanudin.net/2014/10/05/how-to-install-zimbra-8-5-0-on-centos-7-part-1/#comment-4924>)

Hi real nice job, all working well until the final stages:

3. nslookup server1.example.com

I get the following error:

```
Server: 192.168.***.***  
Address: 192.168.***.***#53 {I have *** my actual details}
```

```
** server can't find fcts.in: NXDOMAIN
```

Tried googling for workarounds to no avail, do you have any ideas why this is failing?

thanks and once again great work

Reply (<https://imanudin.net/2014/10/05/how-to-install-zimbra-8-5-0-on-centos-7-part-1/?replytocom=4924#respond>)



**Steve says:**

December 28, 2014 at 4:14 pm (<https://imanudin.net/2014/10/05/how-to-install-zimbra-8-5-0-on-centos-7-part-1/#comment-4925>)

EDIT:

3. nslookup server1.example.com

I get the following error:

```
Server: 192.168.***.***  
Address: 192.168.***.***#53 {I have *** my actual details}
```

```
** server can't find server1.example.com: NXDOMAIN
```

Reply (<https://imanudin.net/2014/10/05/how-to-install-zimbra-8-5-0-on-centos-7-part-1/?replytocom=4925#respond>)



**iman (<http://imanudin.net>) says:**

December 29, 2014 at 3:03 am (<https://imanudin.net/2014/10/05/how-to-install-zimbra-8-5-0-on-centos-7-part-1/#comment-4950>)

Hi Steve,

Could you please give me information below :

1. What's your IP Address?
2. What's your domain (you can masking your domain)?
3. Information status about DNS (service named status)?

If you still have problem with manual configuration, you can consider to try using script automatic at this one : <http://imanudin.net/2014/10/07/how-to-easy-install-zimbra-8-5-on-centos-7/> (<http://imanudin.net/2014/10/07/how-to-easy-install-zimbra-8-5-on-centos-7/>)

Good Luck 😊

Reply (<https://imanudin.net/2014/10/05/how-to-install-zimbra-8-5-0-on-centos-7-part-1/?replytocom=4950#respond>)



**Steve says:**

December 30, 2014 at 11:46 am (<https://imanudin.net/2014/10/05/how-to-install-zimbra-8-5-0-on-centos-7-part-1/#comment-5017>)

Hi Iman,


Thanks for the reply, I've found the problem it was related to my domain name. The guide is solid my spelling on the other hand is not!

Thanks again

Reply (<https://imanudin.net/2014/10/05/how-to-install-zimbra-8-5-0-on-centos-7-part-1/?replytocom=5017#respond>)



**Anubrata says:**

 February 3, 2015 at 10:07 am (<https://imanudin.net/2014/10/05/how-to-install-zimbra-8-5-0-on-centos-7-part-1/#comment-6362>)

Hi real nice job, all working

Reply (<https://imanudin.net/2014/10/05/how-to-install-zimbra-8-5-0-on-centos-7-part-1/?replytocom=6362#respond>)

---



**iman (<http://imanudin.net>) says:**

February 3, 2015 at 3:33 pm (<https://imanudin.net/2014/10/05/how-to-install-zimbra-8-5-0-on-centos-7-part-1/#comment-6379>)

Hi Anubrata,

Thanks for your visit

Reply (<https://imanudin.net/2014/10/05/how-to-install-zimbra-8-5-0-on-centos-7-part-1/?replytocom=6379#respond>)

---



**Partha says:**

February 5, 2015 at 12:57 am (<https://imanudin.net/2014/10/05/how-to-install-zimbra-8-5-0-on-centos-7-part-1/#comment-6432>)

Hi Iman,

crystal clear... all works perfect... Keep going...

Reply (<https://imanudin.net/2014/10/05/how-to-install-zimbra-8-5-0-on-centos-7-part-1/?replytocom=6432#respond>)

---



**iman (<http://imanudin.net>) says:**

February 5, 2015 at 4:01 am (<https://imanudin.net/2014/10/05/how-to-install-zimbra-8-5-0-on-centos-7-part-1/#comment-6437>)

Hi Partha,

Thanks for visit 😊

Reply (<https://imanudin.net/2014/10/05/how-to-install-zimbra-8-5-0-on-centos-7-part-1/?replytocom=6437#respond>)

---



**Free says:**

February 5, 2015 at 1:41 am (<https://imanudin.net/2014/10/05/how-to-install-zimbra-8-5-0-on-centos-7-part-1/#comment-6472>)

Disable selinux and all firewalls? What a dumbass. Perhaps learn how to use these tools before suggesting to other that they should turn them off

Reply (<https://imanudin.net/2014/10/05/how-to-install-zimbra-8-5-0-on-centos-7-part-1/?replytocom=6472#respond>)

---



**iman (<http://imanudin.net>) says:**

February 6, 2015 at 9:10 am (<https://imanudin.net/2014/10/05/how-to-install-zimbra-8-5-0-on-centos-7-part-1/#comment-6477>)

Hi Free,

Thanks for your info. That is my mistake not explain why should be disabled.

That is because i am usually using Firewall/Router Appliance for filter and rule.

Thanks again Free 😊

Reply (<https://imanudin.net/2014/10/05/how-to-install-zimbra-8-5-0-on-centos-7-part-1/?replytocom=6477#respond>)

---



**Sriram says:**

February 7, 2015 at 11:28 pm (<https://imanudin.net/2014/10/05/how-to-install-zimbra-8-5-0-on-centos-7-part-1/#comment-6524>)

Hi, Reverse Zone needed ? Becos you are not configured reverse lookup zone.

Thanks

Sriram

Reply (<https://imanudin.net/2014/10/05/how-to-install-zimbra-8-5-0-on-centos-7-part-1/?replytocom=6524#respond>)

---



**iman (<http://imanudin.net>) says:**

February 8, 2015 at 1:17 am (<https://imanudin.net/2014/10/05/how-to-install-zimbra-8-5-0-on-centos-7-part-1/#comment-6527>)

Hi Sriram,

Just forward Zone is enough. Because this is just local DNS.

Thanks

Reply (<https://imanudin.net/2014/10/05/how-to-install-zimbra-8-5-0-on-centos-7-part-1/?replytocom=6527#respond>)



**musa says:**

April 11, 2015 at 7:35 am (<https://imanudin.net/2014/10/05/how-to-install-zimbra-8-5-0-on-centos-7-part-1/#comment-8317>)

i have concern here.

i think gmail, yahoomail and other major email service providers block messages from my server and one of the reasons they cite is 'no reverse DNS' found.

Would you like to add the zone here!

Thanks/

Reply (<https://imanudin.net/2014/10/05/how-to-install-zimbra-8-5-0-on-centos-7-part-1/?replytocom=8317#respond>)



**iman (<http://imanudin.net>) says:**

April 11, 2015 at 12:52 pm (<https://imanudin.net/2014/10/05/how-to-install-zimbra-8-5-0-on-centos-7-part-1/#comment-8322>)

Hi Musa,

You should ask to your ISP to delegate/give PTR Records for your email server. For example :

\*\*\*\*\*

Hi Noc,

To increase reputation of email, please give PTR/Reverse DNS for my email server like below :

your-public-address IN PTR mail.imanudin.net

example

123.124.125.126 IN PTR mail.imanudin.net

Thank you

\*\*\*\*\*

HTH 😊

Reply (<https://imanudin.net/2014/10/05/how-to-install-zimbra-8-5-0-on-centos-7-part-1/?replytocom=8322#respond>)



**Sandeep says:**

May 25, 2015 at 12:51 pm (<https://imanudin.net/2014/10/05/how-to-install-zimbra-8-5-0-on-centos-7-part-1/#comment-8830>)

You have any PDF or Word documentation , because i am not familiar with linux but i want install zimbra mail server

Reply (<https://imanudin.net/2014/10/05/how-to-install-zimbra-8-5-0-on-centos-7-part-1/?replytocom=8830#respond>)



**iman (<http://imanudin.net>) says:**

May 27, 2015 at 8:45 am (<https://imanudin.net/2014/10/05/how-to-install-zimbra-8-5-0-on-centos-7-part-1/#comment-8836>)

Hi Sandeep,

For this time, i do not have PDF or other document except this blog 😊

Reply (<https://imanudin.net/2014/10/05/how-to-install-zimbra-8-5-0-on-centos-7-part-1/?replytocom=8836#respond>)



**Sandeep says:**


May 29, 2015 at 12:55 pm (<https://imanudin.net/2014/10/05/how-to-install-zimbra-8-5-0-on-centos-7-part-1/#comment-8848>)

getting below error when i run nslookup XXX.domain name

\*\* server can't find mail.XXX.com: NXDOMAIN

Reply (<https://imanudin.net/2014/10/05/how-to-install-zimbra-8-5-0-on-centos-7-part-1/?replytocom=8848#respond>)

---


 **Sandeep says:**  
May 29, 2015 at 12:55 pm (<https://imanudin.net/2014/10/05/how-to-install-zimbra-8-5-0-on-centos-7-part-1/#comment-8847>)

getting below error when i run nslookup XXX.domain name

```
** server can't find mail.XXX.com: NXDOMAIN
```

Reply (<https://imanudin.net/2014/10/05/how-to-install-zimbra-8-5-0-on-centos-7-part-1/?replytocom=8847#respond>)

---

 **denver says:**  
July 4, 2015 at 4:01 am (<https://imanudin.net/2014/10/05/how-to-install-zimbra-8-5-0-on-centos-7-part-1/#comment-9811>)


hi iman,

I want to use my local windows AD DS Server. how can i accomplish this one? do i need to Configure local DNS Server on my centos mail server?

Thanks!

Reply (<https://imanudin.net/2014/10/05/how-to-install-zimbra-8-5-0-on-centos-7-part-1/?replytocom=9811#respond>)

---


 **iman (<http://imanudin.net>) says:**  
July 5, 2015 at 10:17 pm (<https://imanudin.net/2014/10/05/how-to-install-zimbra-8-5-0-on-centos-7-part-1/#comment-9816>)

Hi Denver,

Yes, you can using AD DS Server as DNS for Zimbra mail server. Please make sure MX record is refers into Zimbra 😊

Reply (<https://imanudin.net/2014/10/05/how-to-install-zimbra-8-5-0-on-centos-7-part-1/?replytocom=9816#respond>)


---

 **abumahmoud says:**  
July 4, 2015 at 9:10 am (<https://imanudin.net/2014/10/05/how-to-install-zimbra-8-5-0-on-centos-7-part-1/#comment-9812>)

thank you for your paper  
it is a good job , and waiting good things from you

Reply (<https://imanudin.net/2014/10/05/how-to-install-zimbra-8-5-0-on-centos-7-part-1/?replytocom=9812#respond>)

---


 **abumahmoud says:**  
July 27, 2015 at 3:03 pm (<https://imanudin.net/2014/10/05/how-to-install-zimbra-8-5-0-on-centos-7-part-1/#comment-10280>)

i follow the two parts and it was working successfully

thanks alot

Reply (<https://imanudin.net/2014/10/05/how-to-install-zimbra-8-5-0-on-centos-7-part-1/?replytocom=10280#respond>)

---


 **abumahmoud says:**  
July 27, 2015 at 3:06 pm (<https://imanudin.net/2014/10/05/how-to-install-zimbra-8-5-0-on-centos-7-part-1/#comment-10281>)

what version of zimbra do you prefer , because i am going to install mail server in my job

thanks for help

Reply (<https://imanudin.net/2014/10/05/how-to-install-zimbra-8-5-0-on-centos-7-part-1/?replytocom=10281#respond>)

---


 **iman (<http://imanudin.net>) says:**  
July 28, 2015 at 4:34 am (<https://imanudin.net/2014/10/05/how-to-install-zimbra-8-5-0-on-centos-7-part-1/#comment-10302>)

Hi Abumahmoud,

My recommendation is Zimbra for RHEL/CentOS 7 and using last version for Zimbra

Reply (<https://imanudin.net/2014/10/05/how-to-install-zimbra-8-5-0-on-centos-7-part-1/?replytocom=10302#respond>)

---

 **Johnny says:**  
July 28, 2015 at 7:17 am (<https://imanudin.net/2014/10/05/how-to-install-zimbra-8-5-0-on-centos-7-part-1/#comment-10303>)

Hi, nice job...congratulations for the tutorial. You could do a step by step tutorial for backup of all emails . Thank You.

Reply (<https://imanudin.net/2014/10/05/how-to-install-zimbra-8-5-0-on-centos-7-part-1/?replytocom=10303#respond>)



**iman (<http://imanudin.net>) says:**

July 29, 2015 at 2:43 am (<https://imanudin.net/2014/10/05/how-to-install-zimbra-8-5-0-on-centos-7-part-1/#comment-10313>)

Hi Johnny,

Thanks. Nice to meet you. I will try it 😊

Reply (<https://imanudin.net/2014/10/05/how-to-install-zimbra-8-5-0-on-centos-7-part-1/?replytocom=10313#respond>)



**Osvaldo Ferreyra says:**

August 3, 2015 at 8:58 pm (<https://imanudin.net/2014/10/05/how-to-install-zimbra-8-5-0-on-centos-7-part-1/#comment-10375>)

Hello; I'm not doing wrong but check the ports-law tells me that this conflict port detected 53 ( dns-cache)

I made the installation under a Firewall pfSense, which may be failing

Reply (<https://imanudin.net/2014/10/05/how-to-install-zimbra-8-5-0-on-centos-7-part-1/?replytocom=10375#respond>)



**iman (<http://imanudin.net>) says:**

August 4, 2015 at 1:57 am (<https://imanudin.net/2014/10/05/how-to-install-zimbra-8-5-0-on-centos-7-part-1/#comment-10383>)

Hi Osvaldo Ferreyra,

Are you also install Zimbra DNS-Cache and configure Bind as DNS server? if yes, please disable/uninstall Zimbra DNS-Cache or disable Bind (please choose one)

Reply (<https://imanudin.net/2014/10/05/how-to-install-zimbra-8-5-0-on-centos-7-part-1/?replytocom=10383#respond>)



**Osvaldo Ferreyra says:**

August 5, 2015 at 1:30 pm (<https://imanudin.net/2014/10/05/how-to-install-zimbra-8-5-0-on-centos-7-part-1/#comment-10427>)

Iman, thank you for your prompt reply and also for your contribution to the technology.  
greetings

Reply (<https://imanudin.net/2014/10/05/how-to-install-zimbra-8-5-0-on-centos-7-part-1/?replytocom=10427#respond>)



**Osvaldo Ferreyra says:**

August 5, 2015 at 4:28 pm (<https://imanudin.net/2014/10/05/how-to-install-zimbra-8-5-0-on-centos-7-part-1/#comment-10428>)

Hello Iman, did you suggested change and get to the point ldap initialization throws me an error (28160). I commented briefly that I have a production server with the same domain, it might cause some conflict that certificates? Stop services and returned to start, and gives the following message  
Failed to start slapd – Attempting debug start to determined error. 55c20c2c  
daemon: bind (7) Failed errno=99 (Cannot assign requested address)  
55c20c2cslap\_open\_listener:failed on ldap: //zimbra.gargano.com.ar:389

Any idea that can be

greetings

Reply (<https://imanudin.net/2014/10/05/how-to-install-zimbra-8-5-0-on-centos-7-part-1/?replytocom=10428#respond>)



**iman (<http://imanudin.net>) says:**

August 6, 2015 at 2:10 am (<https://imanudin.net/2014/10/05/how-to-install-zimbra-8-5-0-on-centos-7-part-1/#comment-10430>)

Hi Osvaldo Ferreyra,

Please give me more information about :

- /etc/hosts
- /etc/resolv.conf
- hostname -f
- service named status



**Osvaldo Ferreyra says:**

August 6, 2015 at 4:25 pm (<https://imanudin.net/2014/10/05/how-to-install-zimbra-8-5-0-on-centos-7-part-1/#comment-10452>)



Hi Iman, check the files you mentioned me and cold today I realized that he had mistyped an address on the host so that was not resolving properly. Now I run the installation again and if you notice something wrong.

Best regards and thank for all

Reply (<https://imanudin.net/2014/10/05/how-to-install-zimbra-8-5-0-on-centos-7-part-1/?replytocom=10452#respond>)



**Jolly Joe says:**

September 4, 2015 at 12:40 pm (<https://imanudin.net/2014/10/05/how-to-install-zimbra-8-5-0-on-centos-7-part-1/#comment-10853>)

Nice tutorial....however i have a problem below:

We have just migrated one of our Zimbra hosted domains to an external mail server and modified MX records accordingly. Mail is now arriving at the new server successfully, unless it is sent from one of the other domains hosted on our Zimbra installation where it gets delivered to the "legacy" domain locally.

How do I get Zimbra to route all email traffic externally running correct MX lookups to the new server, rather than using local delivery?

please note that i would not want to delete or rename the domain from the old server.

waiting for help

Regards jolly joe

Reply (<https://imanudin.net/2014/10/05/how-to-install-zimbra-8-5-0-on-centos-7-part-1/?replytocom=10853#respond>)



**iman (<http://imanudin.net>) says:**

September 4, 2015 at 2:00 pm (<https://imanudin.net/2014/10/05/how-to-install-zimbra-8-5-0-on-centos-7-part-1/#comment-10856>)

Hi Jolly Joe,

If using Zimbra, you could modify transport for every users. Please see the example below :

```
su - zimbra
zmprov ma user@example.tld zimbraMailTransport smtp:newzimbra-server:25
```

Note : newzimbra-server is IP address or name of the new server

Reply (<https://imanudin.net/2014/10/05/how-to-install-zimbra-8-5-0-on-centos-7-part-1/?replytocom=10856#respond>)



**Jolly Joe says:**

September 4, 2015 at 2:20 pm (<https://imanudin.net/2014/10/05/how-to-install-zimbra-8-5-0-on-centos-7-part-1/#comment-10858>)

Hello Iman

I appreciate your response...

That is nice, however i host more than 80 domains on the server ..and would wish to formulate a script that automates the process on a domain basis.If you could assist me in ensuring that zimbra performs MX lookups even for local domains (domains on the server), then i guess the issue will have been solved....as changing the mx record for the domain will solved the problem.

in the current situation, zimbra seems to be ignoring mx lookups for locally hosted domains however much they have different mx records. which is the backbone of my problem

however i welcome any idea

Reply (<https://imanudin.net/2014/10/05/how-to-install-zimbra-8-5-0-on-centos-7-part-1/?replytocom=10858#respond>)



**iman (<http://imanudin.net>) says:**

September 5, 2015 at 4:02 am (<https://imanudin.net/2014/10/05/how-to-install-zimbra-8-5-0-on-centos-7-part-1/#comment-10863>)

Hi Jolly Joe,

You could use script for to do that. This is the simple script which one could help you :

```
rm /srv/modify-transport.zmp
su - zimbra -c "zmprov -l gaa | sort" while read account;
do
echo "ma $account zimbraMailTransport smtp:newzimbra-server:25" >> /srv/modify-transport.zmp
done
```

The above script will make a file with name modify-transport.zmp in /srv/ folder. You should execute again that script

```
su - zimbra
zmprov < /srv/modify-transport.zmp
```

HTH

Reply (<https://imanudin.net/2014/10/05/how-to-install-zimbra-8-5-0-on-centos-7-part-1/?replytocom=10863#respond>)



**Osvaldo Ferreyra says:**

September 10, 2015 at 3:34 pm (<https://imanudin.net/2014/10/05/how-to-install-zimbra-8-5-0-on-centos-7-part-1/#comment-10981>)

Hello Iman:

Again by specifying your knowledge here. I tell my problem, the server to send mail works well but can not receive email.

I'm doing the testing in a laboratory armed with an Internet connection that we are changing along with the mail service and pfSense firewall. Production services were configured by a service company so they delegated their dns in domain registration and the different tests I do DNS and point to the test mail my working network connection.

I somehow make it work without touching anything that is working, or you would have to do to work ?.

Reply (<https://imanudin.net/2014/10/05/how-to-install-zimbra-8-5-0-on-centos-7-part-1/?replytocom=10981#respond>)



**iman (<http://imanudin.net>) says:**

September 11, 2015 at 1:56 am (<https://imanudin.net/2014/10/05/how-to-install-zimbra-8-5-0-on-centos-7-part-1/#comment-10996>)

Hi,

If cannot receive email from outside, please make sure has been fulfill requirement as described at this guidance : <http://imanudin.net/2015/03/15/how-to-configure-receive-email-from-the-internetoutside/> (<http://imanudin.net/2015/03/15/how-to-configure-receive-email-from-the-internetoutside/>)

Reply (<https://imanudin.net/2014/10/05/how-to-install-zimbra-8-5-0-on-centos-7-part-1/?replytocom=10996#respond>)

**How To Install & Configure Zimbra High Availability (HA) | Ahmad Imanudin (<http://imanudin.net/2015/03/24/how-to-install-configure-zimbra-high-availability-ha/>) says:**

October 9, 2015 at 3:06 pm (<https://imanudin.net/2014/10/05/how-to-install-zimbra-8-5-0-on-centos-7-part-1/#comment-11626>)

[...] the previous articles, i've been explain how to install and configure Zimbra on CentOS 6 or CentOS 7, how to install and configure online failover/failback on CentOS 6 using Heartbeat and how to [...]

Reply (<https://imanudin.net/2014/10/05/how-to-install-zimbra-8-5-0-on-centos-7-part-1/?replytocom=11626#respond>)



**ferjun\_21 says:**

November 16, 2015 at 11:12 am (<https://imanudin.net/2014/10/05/how-to-install-zimbra-8-5-0-on-centos-7-part-1/#comment-12777>)

Hi Iman,

I need help how can I change my default domain.

I have 4 domain on my zimbra mail. I already migrated my first domain example03.com this domain has smallest user account. That why I make this as my primary mail domain on zimbra. Since I Already created all users on remaining 3 domains and initially migrate their mailbox using imapsync.

What I want now is to retain my original default mail domain which is mail.example.com and my hostname to mail.example.com

Zimbra Setup:

hostname: mail.example03.com

default domain: example03.com

example.com

example01.com

example02.com

example03.com

I want to make example.com as my default domain  
changed my hostname to mail.example.com

Thanks..

Reply (<https://imanudin.net/2014/10/05/how-to-install-zimbra-8-5-0-on-centos-7-part-1/?replytocom=12777#respond>)



**iman (<http://imanudin.net>) says:**

November 17, 2015 at 4:20 am (<https://imanudin.net/2014/10/05/how-to-install-zimbra-8-5-0-on-centos-7-part-1/#comment-12795>)

Hi Ferjun,

For change default domain, please login to Zimbra Admin | Configure | Global settings | Default domain. Please change in that section

Please take a look also information about Virtual Host in Zimbra : [https://www.zimbra.com/docs/os/6.0.10/administration\\_guide/Managing\\_ZCS.08.3.html](https://www.zimbra.com/docs/os/6.0.10/administration_guide/Managing_ZCS.08.3.html)  
([https://www.zimbra.com/docs/os/6.0.10/administration\\_guide/Managing\\_ZCS.08.3.html](https://www.zimbra.com/docs/os/6.0.10/administration_guide/Managing_ZCS.08.3.html))

Reply (<https://imanudin.net/2014/10/05/how-to-install-zimbra-8-5-0-on-centos-7-part-1/?replytocom=12795#respond>)



**ferjun\_21 says:**

November 21, 2015 at 12:00 pm (<https://imanudin.net/2014/10/05/how-to-install-zimbra-8-5-0-on-centos-7-part-1/#comment-12978>)

thanks iman,  
can you please validate the steps below:

1. rename server hostname – mail.example03.com >> mail.example.com
2. Request to change rDNS on my ISP to also change on my public DNS (go Daddy)
3. Reconfigure local DNS server change example03.com to example.com (based on your guide on local DNS above)
4. Change default domain to example.com

Another question: instead of creating local DNS on zimbra server it's OK to use my internal Windows DNS server?

Thanks..

Reply (<https://imanudin.net/2014/10/05/how-to-install-zimbra-8-5-0-on-centos-7-part-1/?replytocom=12978#respond>)



**iman (<http://imanudin.net>) says:**

November 22, 2015 at 3:06 am (<https://imanudin.net/2014/10/05/how-to-install-zimbra-8-5-0-on-centos-7-part-1/#comment-12990>)

Hi Ferjun,

All step it seems ok. For DNS, i am recommend you to use local DNS on Zimbra server instead of Internal Windows DNS Server. But, no problem if you want to use internal Windows DNS Server. 😊

Reply (<https://imanudin.net/2014/10/05/how-to-install-zimbra-8-5-0-on-centos-7-part-1/?replytocom=12990#respond>)



**rajesh says:**

January 19, 2016 at 3:59 pm (<https://imanudin.net/2014/10/05/how-to-install-zimbra-8-5-0-on-centos-7-part-1/#comment-13534>)

hi iman  
how to configure multiple domain and dns in centos for zimbra mail server...

Reply (<https://imanudin.net/2014/10/05/how-to-install-zimbra-8-5-0-on-centos-7-part-1/?replytocom=13534#respond>)



**iman (<https://imanudin.net>) says:**

January 20, 2016 at 1:53 am (<https://imanudin.net/2014/10/05/how-to-install-zimbra-8-5-0-on-centos-7-part-1/#comment-13537>)

Hi Rajesh,

You only need to create another domain via Zimbra Admin | Configure | Domains

Reply (<https://imanudin.net/2014/10/05/how-to-install-zimbra-8-5-0-on-centos-7-part-1/?replytocom=13537#respond>)



**Rajesh.A says:**

January 20, 2016 at 3:57 am (<https://imanudin.net/2014/10/05/how-to-install-zimbra-8-5-0-on-centos-7-part-1/#comment-13538>)


hi imman  
thanks..then anything update in dns..  
rgds  
Rajesh

Reply (<https://imanudin.net/2014/10/05/how-to-install-zimbra-8-5-0-on-centos-7-part-1/?replytocom=13538#respond>)

**How To Install Zimbra 8.6 on Ubuntu 14.04 Part 1 | Ahmad Imanudin (<https://imanudin.net/2016/02/17/how-to-install-zimbra-8-6-on-ubuntu-14-04-part-1/>) says:**  
February 17, 2016 at 10:31 am (<https://imanudin.net/2014/10/05/how-to-install-zimbra-8-5-0-on-centos-7-part-1/#comment-13664>)

[...] This part will explain about preparation install Zimbra on Ubuntu (Ubuntu 14.04 server especially). If you want to use CentOS 6 as Zimbra server, please refer into this guidance : How To Install Zimbra on CentOS 6. Or if you want to use CentOS 7 as Zimbra server, please refer into this guidance : How To Install Zimbra on CentOS 7 [...]

Reply (<https://imanudin.net/2014/10/05/how-to-install-zimbra-8-5-0-on-centos-7-part-1/?replytocom=13664#respond>)


 **Nishant says:**  
March 22, 2016 at 10:52 am (<https://imanudin.net/2014/10/05/how-to-install-zimbra-8-5-0-on-centos-7-part-1/#comment-13908>)

Hi Iman,


Thanks for fine tutorial. I want to know whether DNS server setup as shown above is required for actual production mail server if A and MX record are already configured with domain registrar. Because we already have postfix/dovecot server running and thinking to replace the same with zimbra OSE

Regards  
Nishant

Reply (<https://imanudin.net/2014/10/05/how-to-install-zimbra-8-5-0-on-centos-7-part-1/?replytocom=13908#respond>)


 **iman (<https://imanudin.net>) says:**  
March 23, 2016 at 5:26 am (<https://imanudin.net/2014/10/05/how-to-install-zimbra-8-5-0-on-centos-7-part-1/#comment-13912>)

Hi,  
  
I am recommend to configure BIND as local dns server. it is aim to lookup IP itself instead of Public DNS when sending to local domain 😊  
Reply (<https://imanudin.net/2014/10/05/how-to-install-zimbra-8-5-0-on-centos-7-part-1/?replytocom=13912#respond>)


 **Rajesh.A says:**  
April 27, 2016 at 4:10 am (<https://imanudin.net/2014/10/05/how-to-install-zimbra-8-5-0-on-centos-7-part-1/#comment-14047>)

Dear Sir  
help me please.  
I have been running ZCS 6.5 opensource. In all of the computers, i am getting this error while login via webmail :  
“Oops! It appears your browser does not allow cookies. You need to enable cookies in order to use the Zimbra Web Client”.  
I have enabled cookies and javascript..  
AM wondering where to go next..  
Thank you in advance.  
Rgds  
Rajesh.A

Reply (<https://imanudin.net/2014/10/05/how-to-install-zimbra-8-5-0-on-centos-7-part-1/?replytocom=14047#respond>)

 **iman (<https://imanudin.net>) says:**  
April 27, 2016 at 9:59 am (<https://imanudin.net/2014/10/05/how-to-install-zimbra-8-5-0-on-centos-7-part-1/#comment-14051>)

Hi Rajesh.A,  
  
I am sorry. I am not have ZCS 6.5 and cannot escalation your problem  
Reply (<https://imanudin.net/2014/10/05/how-to-install-zimbra-8-5-0-on-centos-7-part-1/?replytocom=14051#respond>)

 **Edgar Elvis Valencia Rosas says:**  
May 6, 2016 at 12:32 pm (<https://imanudin.net/2014/10/05/how-to-install-zimbra-8-5-0-on-centos-7-part-1/#comment-14082>)

Hi iman I have a doubt how can I establish the hostname and the domain ?  
Hoping for a fast answer please greetings from Mexico

Reply (<https://imanudin.net/2014/10/05/how-to-install-zimbra-8-5-0-on-centos-7-part-1/?replytocom=14082#respond>)


 **iman (<https://imanudin.net>) says:**

May 6, 2016 at 2:09 pm (<https://imanudin.net/2014/10/05/how-to-install-zimbra-8-5-0-on-centos-7-part-1/#comment-14086>)

Hi Edgar,

Greeting. You can use hostname (for example) mail and your domain (for example) imanudin.net. But, you can use hostname and domain anything as you want 😊


Reply (<https://imanudin.net/2014/10/05/how-to-install-zimbra-8-5-0-on-centos-7-part-1/?replyto=14086#respond>)

 **RWP says:**  
May 17, 2016 at 8:50 am (<https://imanudin.net/2014/10/05/how-to-install-zimbra-8-5-0-on-centos-7-part-1/#comment-14139>)

Hi Iman,

when i do the step service named restart, the job for named.service has failed.  
what is the problem with this step?


Reply (<https://imanudin.net/2014/10/05/how-to-install-zimbra-8-5-0-on-centos-7-part-1/?replyto=14139#respond>)

 **iman (<https://imanudin.net>) says:**  
May 18, 2016 at 2:28 am (<https://imanudin.net/2014/10/05/how-to-install-zimbra-8-5-0-on-centos-7-part-1/#comment-14142>)

Hi,

What information in the log when starting service named? please check in /var/log/messages

Reply (<https://imanudin.net/2014/10/05/how-to-install-zimbra-8-5-0-on-centos-7-part-1/?replyto=14142#respond>)


 **rajesh.A says:**  
June 1, 2016 at 8:14 am (<https://imanudin.net/2014/10/05/how-to-install-zimbra-8-5-0-on-centos-7-part-1/#comment-14326>)

I'm having issues receiving mail from external, looks like it's being filtered for some reason due to the sender domain although I have whitelisted etc. Please see mail delivery failure message below:

Jun 1 11:51:24 mail postfix/smtpd[10477]: NOQUEUE: filter: RCPT from pro236-77.mxout.rediffmailpro.com[202.137.236.77]: : Sender address triggers FILTER smtp-amavis:[127.0.0.1]:10026; from= to= proto=ESMTP helo=

can u help me pls

Reply (<https://imanudin.net/2014/10/05/how-to-install-zimbra-8-5-0-on-centos-7-part-1/?replyto=14326#respond>)

 **iman (<https://imanudin.net>) says:**  
June 1, 2016 at 11:49 am (<https://imanudin.net/2014/10/05/how-to-install-zimbra-8-5-0-on-centos-7-part-1/#comment-14329>)


Hi Rajesh,

Your log information are not complete and i am not found mail delivery failure from your log. Please try to trace with zmmstrace command

```
/opt/zimbra/libexec/zmmstrace -s external-domain
```

Note : Please change external-domain with real domain from outside


Reply (<https://imanudin.net/2014/10/05/how-to-install-zimbra-8-5-0-on-centos-7-part-1/?replyto=14329#respond>)

 **rajesh.A says:**  
June 1, 2016 at 8:15 am (<https://imanudin.net/2014/10/05/how-to-install-zimbra-8-5-0-on-centos-7-part-1/#comment-14327>)

Pls find the correct error

Jun 1 11:51:24 mail postfix/smtpd[10477]: NOQUEUE: filter: RCPT from pro236-77.mxout.rediffmailpro.com[202.137.236.77]: : Sender address triggers FILTER smtp-amavis:[127.0.0.1]:10026; from= to= proto=ESMTP helo=

Reply (<https://imanudin.net/2014/10/05/how-to-install-zimbra-8-5-0-on-centos-7-part-1/?replyto=14327#respond>)

 **rajesh.A says:**  
June 10, 2016 at 11:21 am (<https://imanudin.net/2014/10/05/how-to-install-zimbra-8-5-0-on-centos-7-part-1/#comment-14388>)

Hi Iman

pls find the full error

Jun 10 16:16:13 mail postfix/smtpd[21489]:

NOQUEUE: filter: RCPT from pro236-77.mxout.rediffmailpro.com

77.mxout.rediffmailpro.com[202.137.236.77]: : Sender address triggers FILTER smtp-amavis:[127.0.0.1]:10026; from= to= proto=ESMTP helo=

Reply (<https://imanudin.net/2014/10/05/how-to-install-zimbra-8-5-0-on-centos-7-part-1/?replyto=14388#respond>)



**iman (<https://imanudin.net>) says:**

June 11, 2016 at 10:31 am (<https://imanudin.net/2014/10/05/how-to-install-zimbra-8-5-0-on-centos-7-part-1/#comment-14394>)

Hi Rajesh,

Your log information still not helpful. Maybe you can try to disable antispam services to re-check the problem

```
su - zimbra
zmprov ms mail.imanudin.net -zimbraServiceEnabled amavis
zmprov ms mail.imanudin.net -zimbraServiceEnabled antispam
zmprov ms mail.imanudin.net -zimbraServiceEnabled antivirus
zmcontrol restart
```

Please retry to sending email

Reply (<https://imanudin.net/2014/10/05/how-to-install-zimbra-8-5-0-on-centos-7-part-1/?replyto=14394#respond>)



**Rajesh.A says:**

June 13, 2016 at 6:52 am (<https://imanudin.net/2014/10/05/how-to-install-zimbra-8-5-0-on-centos-7-part-1/#comment-14400>)

Jun 13 10:54:40 mail postfix/smtpd[27129]:

NOQUEUE: filter: RCPT from pro237-249.mxout.rediffmailpro.com

[202.137.237.249]: :

Sender address triggers FILTER smtp-amavis:[127.0.0.1]:10026; from=

to=

proto=ESMTP helo=

Jun 13 10:54:40 mail postfix/smtpd[27129]:

NOQUEUE: filter: RCPT from pro237-249.mxout.rediffmailpro.com

[202.137.237.249]: : Sender address triggers FILTER smtp-amavis:[127.0.0.1]:10024; from= to= proto=ESMTP helo=

Reply (<https://imanudin.net/2014/10/05/how-to-install-zimbra-8-5-0-on-centos-7-part-1/?replyto=14400#respond>)



**Rajesh.A says:**

June 13, 2016 at 6:52 am (<https://imanudin.net/2014/10/05/how-to-install-zimbra-8-5-0-on-centos-7-part-1/#comment-14401>)

Thank you iman i will try and let u know...

Reply (<https://imanudin.net/2014/10/05/how-to-install-zimbra-8-5-0-on-centos-7-part-1/?replyto=14401#respond>)



**Rajesh.A says:**

June 13, 2016 at 7:07 am (<https://imanudin.net/2014/10/05/how-to-install-zimbra-8-5-0-on-centos-7-part-1/#comment-14402>)

not receiving mails from client...

we cant send full error via post.....can u share your personal mail id

for sending error....pls....

Reply (<https://imanudin.net/2014/10/05/how-to-install-zimbra-8-5-0-on-centos-7-part-1/?replyto=14402#respond>)



**iman (<https://imanudin.net>) says:**

June 13, 2016 at 2:59 pm (<https://imanudin.net/2014/10/05/how-to-install-zimbra-8-5-0-on-centos-7-part-1/#comment-14404>)

Hi Rajesh,

Please use this form : <https://imanudin.net/contact/> (<https://imanudin.net/contact/>)

Reply (<https://imanudin.net/2014/10/05/how-to-install-zimbra-8-5-0-on-centos-7-part-1/?replyto=14404#respond>)



**fatimainfo says:**

September 27, 2016 at 2:41 pm (<https://imanudin.net/2014/10/05/how-to-install-zimbra-8-5-0-on-centos-7-part-1/#comment-15053>)

Hi Iman,  
i have a question how change the hostname server in zimbra?  
thanks

Reply (<https://imanudin.net/2014/10/05/how-to-install-zimbra-8-5-0-on-centos-7-part-1/?replytocom=15053#respond>)



**iman (<https://imanudin.net>) says:**

October 4, 2016 at 2:49 pm (<https://imanudin.net/2014/10/05/how-to-install-zimbra-8-5-0-on-centos-7-part-1/#comment-15109>)

Hi Fatimainfo,

You can use this guidance : <https://wiki.zimbra.com/wiki/ZmSetServerName> (<https://wiki.zimbra.com/wiki/ZmSetServerName>)

Reply (<https://imanudin.net/2014/10/05/how-to-install-zimbra-8-5-0-on-centos-7-part-1/?replytocom=15109#respond>)



**yushi says:**

December 14, 2016 at 8:23 am (<https://imanudin.net/2014/10/05/how-to-install-zimbra-8-5-0-on-centos-7-part-1/#comment-15803>)

kalo konfigurasi untuk 2 ip gimana ya?  
misal nya eth0 untuk ip lokal, eth1 untuk ip publik

Reply (<https://imanudin.net/2014/10/05/how-to-install-zimbra-8-5-0-on-centos-7-part-1/?replytocom=15803#respond>)



**iman (<https://imanudin.net>) says:**

December 16, 2016 at 3:05 am (<https://imanudin.net/2014/10/05/how-to-install-zimbra-8-5-0-on-centos-7-part-1/#comment-15835>)

Hi,

Konfigurasinya sama saja. Tidak ada yang berbeda

Reply (<https://imanudin.net/2014/10/05/how-to-install-zimbra-8-5-0-on-centos-7-part-1/?replytocom=15835#respond>)

## LEAVE A COMMENT

Comment\*

Your Name\*

E-Mail

Submit Comment



Notify me of follow-up comments by email.



Notify me of new posts by email.

Search ...

Search

[How To Install PolicyD on Zimbra 8.5 \(<https://imanudin.net/2014/09/08/how-to-install-policyd-on-zimbra-8-5/>\)](https://imanudin.net/2014/09/08/how-to-install-policyd-on-zimbra-8-5/)

[How To Restrict Users Sending to Certain Users/Domains With Policyd \(<https://imanudin.net/2014/09/29/how-to-restrict-users-sending-to-certain-usersdomains-with-policyd/>\)](https://imanudin.net/2014/09/29/how-to-restrict-users-sending-to-certain-usersdomains-with-policyd/)

[How To Install Samba4 Active Directory on CentOS 7 Part 2 \(<https://imanudin.net/2014/11/17/how-to-install-samba4-active-directory-on-centos-7-part-2/>\)](https://imanudin.net/2014/11/17/how-to-install-samba4-active-directory-on-centos-7-part-2/)

[How To Install & Configure Zimbra High Availability \(HA\) \(<https://imanudin.net/2015/03/24/how-to-install-configure-zimbra-high-availability-ha/>\)](https://imanudin.net/2015/03/24/how-to-install-configure-zimbra-high-availability-ha/)

[Zimbra Tips : How To Configure Rate Limit Sending Message on PolicyD \(<https://imanudin.net/2014/09/09/zimbra-tips-how-to-configure-rate-limit-sending-message-on-policyd/>\)](https://imanudin.net/2014/09/09/zimbra-tips-how-to-configure-rate-limit-sending-message-on-policyd/)

## Subscribe to Blog via Email

Enter your email address to subscribe to this blog and receive notifications of new posts by email.

Subscribe

## Tags

[Active Directory \(https://imanudin.net/tag/active-directory/\)](https://imanudin.net/tag/active-directory/) [archive \(https://imanudin.net/tag/archive/\)](https://imanudin.net/tag/archive/) [archiving \(https://imanudin.net/tag/archiving/\)](https://imanudin.net/tag/archiving/) [automatic \(https://imanudin.net/tag/automatic/\)](https://imanudin.net/tag/automatic/) [Backup \(https://imanudin.net/tag/backup/\)](https://imanudin.net/tag/backup/) [CBPolicyd \(https://imanudin.net/tag/cbpcolicyd/\)](https://imanudin.net/tag/cbpcolicyd/) [CentOS 6 \(https://imanudin.net/tag/centos-6/\)](https://imanudin.net/tag/centos-6/) [CentOS 7 \(https://imanudin.net/tag/centos-7/\)](https://imanudin.net/tag/centos-7/) [certain \(https://imanudin.net/tag/certain/\)](https://imanudin.net/tag/certain/) [Configure \(https://imanudin.net/tag/configure/\)](https://imanudin.net/tag/configure/) [COS \(https://imanudin.net/tag/cos/\)](https://imanudin.net/tag/cos/) [daily \(https://imanudin.net/tag/daily/\)](https://imanudin.net/tag/daily/) [disclaimer \(https://imanudin.net/tag/disclaimer/\)](https://imanudin.net/tag/disclaimer/) [domain \(https://imanudin.net/tag/domain/\)](https://imanudin.net/tag/domain/) [DRBD \(https://imanudin.net/tag/drbd/\)](https://imanudin.net/tag/drbd/) [easy install \(https://imanudin.net/tag/easy-install/\)](https://imanudin.net/tag/easy-install/) [export \(https://imanudin.net/tag/export/\)](https://imanudin.net/tag/export/) [how to \(https://imanudin.net/tag/how-to/\)](https://imanudin.net/tag/how-to/) [import \(https://imanudin.net/tag/import/\)](https://imanudin.net/tag/import/) [install \(https://imanudin.net/tag/install/\)](https://imanudin.net/tag/install/) [integrating \(https://imanudin.net/tag/integrating/\)](https://imanudin.net/tag/integrating/) [Mailman \(https://imanudin.net/tag/mailman/\)](https://imanudin.net/tag/mailman/) [migrate \(https://imanudin.net/tag/migrate/\)](https://imanudin.net/tag/migrate/) [OpenSUSE \(https://imanudin.net/tag/opensuse/\)](https://imanudin.net/tag/opensuse/) [outgoing \(https://imanudin.net/tag/outgoing/\)](https://imanudin.net/tag/outgoing/) [policyd \(https://imanudin.net/tag/policyd/\)](https://imanudin.net/tag/policyd/) [preparation \(https://imanudin.net/tag/preparation/\)](https://imanudin.net/tag/preparation/) [Provisioning \(https://imanudin.net/tag/provisioning/\)](https://imanudin.net/tag/provisioning/) [relay \(https://imanudin.net/tag/relay/\)](https://imanudin.net/tag/relay/) [restrict \(https://imanudin.net/tag/restrict/\)](https://imanudin.net/tag/restrict/) [Samba \(https://imanudin.net/tag/samba/\)](https://imanudin.net/tag/samba/) [Samba4 \(https://imanudin.net/tag/samba4/\)](https://imanudin.net/tag/samba4/) [script \(https://imanudin.net/tag/script/\)](https://imanudin.net/tag/script/) [smtp \(https://imanudin.net/tag/smtp/\)](https://imanudin.net/tag/smtp/) [Solved \(https://imanudin.net/tag/solved/\)](https://imanudin.net/tag/solved/) [SUSE \(https://imanudin.net/tag/suse/\)](https://imanudin.net/tag/suse/) [tips \(https://imanudin.net/tag/tips/\)](https://imanudin.net/tag/tips/) [user \(https://imanudin.net/tag/user/\)](https://imanudin.net/tag/user/) [Windows \(https://imanudin.net/tag/windows/\)](https://imanudin.net/tag/windows/) [Z-Push \(https://imanudin.net/tag/z-push/\)](https://imanudin.net/tag/z-push/) [Z-Push Zimbra Backend \(https://imanudin.net/tag/z-push-zimbra-backend/\)](https://imanudin.net/tag/z-push-zimbra-backend/) [zimbra \(https://imanudin.net/tag/zimbra-2/\)](https://imanudin.net/tag/zimbra-2/) [Zimbra 8.5 \(https://imanudin.net/tag/zimbra-8.5/\)](https://imanudin.net/tag/zimbra-8.5/) [zimbra 8.6 \(https://imanudin.net/tag/zimbra-8.6/\)](https://imanudin.net/tag/zimbra-8.6/) [Zimbra OSE \(https://imanudin.net/tag/zimbra-ose/\)](https://imanudin.net/tag/zimbra-ose/)

## Recent Comments

flunda on [Zimbra Tips : How To Configure Rate Limit Sending Message on PolicyD \(https://imanudin.net/2014/09/09/zimbra-tips-how-to-configure-rate-limit-sending-message-on-policyd/#comment-15878\)](https://imanudin.net/2014/09/09/zimbra-tips-how-to-configure-rate-limit-sending-message-on-policyd/#comment-15878)

flunda on [Zimbra Tips : How To Configure Rate Limit Sending Message on PolicyD \(https://imanudin.net/2014/09/09/zimbra-tips-how-to-configure-rate-limit-sending-message-on-policyd/#comment-15877\)](https://imanudin.net/2014/09/09/zimbra-tips-how-to-configure-rate-limit-sending-message-on-policyd/#comment-15877)

iman (<https://imanudin.net/>) on [Relay Tips Based on User/Domain Receiver on Zimbra 8.5-8.6 \(https://imanudin.net/2014/12/25/relay-tips-based-on-userdomain-receiver-on-zimbra-8-5-8-6/#comment-15876\)](https://imanudin.net/2014/12/25/relay-tips-based-on-userdomain-receiver-on-zimbra-8-5-8-6/#comment-15876)

iman (<https://imanudin.net/>) on [Zimbra Tips : How To Configure Rate Limit Sending Message on PolicyD \(https://imanudin.net/2014/09/09/zimbra-tips-how-to-configure-rate-limit-sending-message-on-policyd/#comment-15875\)](https://imanudin.net/2014/09/09/zimbra-tips-how-to-configure-rate-limit-sending-message-on-policyd/#comment-15875)

Afsher on [Relay Tips Based on User/Domain Receiver on Zimbra 8.5-8.6 \(https://imanudin.net/2014/12/25/relay-tips-based-on-userdomain-receiver-on-zimbra-8-5-8-6/#comment-15873\)](https://imanudin.net/2014/12/25/relay-tips-based-on-userdomain-receiver-on-zimbra-8-5-8-6/#comment-15873)

Dark on [Zimbra Tips : How To Configure Rate Limit Sending Message on PolicyD \(https://imanudin.net/2014/09/09/zimbra-tips-how-to-configure-rate-limit-sending-message-on-policyd/#comment-15872\)](https://imanudin.net/2014/09/09/zimbra-tips-how-to-configure-rate-limit-sending-message-on-policyd/#comment-15872)

Dark on [Zimbra Tips : How To Configure Rate Limit Sending Message on PolicyD \(https://imanudin.net/2014/09/09/zimbra-tips-how-to-configure-rate-limit-sending-message-on-policyd/#comment-15871\)](https://imanudin.net/2014/09/09/zimbra-tips-how-to-configure-rate-limit-sending-message-on-policyd/#comment-15871)

Follow Us :





