

## How To Install Zimbra 8.5.0 on CentOS 7 Part 2

Home (<https://imanudin.net/>) » Zimbra (<https://imanudin.net/category/zimbra/>) » How To Install Zimbra 8.5.0 on CentOS 7 Part 2

October 6, 2014

iman (<https://imanudin.net/author/iman/>)

Zimbra (<https://imanudin.net/category/zimbra/>)

44 Comments

After previously preparation for install Zimbra has been finished (<http://imanudin.net/2014/10/05/how-to-install-zimbra-8-5-0-on-centos-7-part-1/>), we can install Zimbra right now. First, we can download Zimbra Binary from this link <http://www.zimbra.com/downloads/zimbra-collaboration-open-source> (<http://www.zimbra.com/downloads/zimbra-collaboration-open-source>) or if you are in Indonesia region, you can download on follows link <http://mirror.linux.or.id/zimbra/binary/> (<http://mirror.linux.or.id/zimbra/binary/>).

```
1. cd /opt/
2. wget -c http://files2.zimbra.com/downloads/8.5.0_GA/zcs-8.5.0_GA_3042.RHEL7_64.20140828204420.tgz (http://files2.zimbra.com/downloads/8.5.0\_GA/zcs-8.5.0\_GA\_3042.RHEL7\_64.20140828204420.tgz)
```

After finished download, extract Zimbra, cd to folder result of extract and install Zimbra

```
1. tar -zxvf zcs-8.5.0_GA_3042.RHEL7_64.20140828204420.tgz
2. cd zcs-8.5.0_GA_3042.RHEL7_64.20140828204420
3. sh install.sh
```

type Y if asking license agreement

```
Do you agree with the terms of the software license agreement? [N] Y
```

Select the packages to install like follows

```
Install zimbra-ldap [Y] Y
Install zimbra-logger [Y] Y
Install zimbra-mta [Y] Y
Install zimbra-dnscache [Y] N
Install zimbra-snmp [Y] Y
Install zimbra-store [Y] Y
Install zimbra-apache [Y] Y
Install zimbra-spell [Y] Y
Install zimbra-memcached [Y] Y
Install zimbra-proxy [Y] Y
```

Type Y if asked *The system will be modified. Continue?*

if get message like follows, enter or type Yes and change domain name

```
DNS ERROR resolving MX for mail.imanudin.net
It is suggested that the domain name have an MX record configured in DNS
Change domain name? [Yes] Yes
Create domain: [mail.imanudin.net] imanudin.net
```

if you not change domain name on above section, your domain name will become *mail.imanudin.net* and email of account will become *user@mail.imanudin.net*. Type 6 and then press key *enter* to change password of admin account and type again 4 and then press key *enter*. Insert your password that you want

```

1) Common Configuration:
2) zimbra-ldap: Enabled
3) zimbra-logger: Enabled
4) zimbra-mta: Enabled
5) zimbra-snmp: Enabled
6) zimbra-store: Enabled
   +Create Admin User: yes
   +Admin user to create: admin@imanudin.net
***** +Admin Password UNSET
   +Anti-virus quarantine user: virus-quarantine.dgnsq8ewc@imanudin.net
.....
.....
Address unconfigured (**) items (? - help) 6
Store configuration

1) Status: Enabled
2) Create Admin User: yes
3) Admin user to create: admin@imanudin.net
** 4) Admin Password UNSET
5) Anti-virus quarantine user: virus-quarantine.dgnsq8ewc@imanudin.net
.....
.....
Select, or 'r' for previous menu [r] 4

Password for admin@imanudin.net (min 6 characters): [s8eNUe0ms] Verys3cr3t

```

After insert password, Select, or 'r' for previous menu. If all has been configured, apply configuration and wait a moment until zimbra finished install

```

*** CONFIGURATION COMPLETE - press 'a' to apply
Select from menu, or press 'a' to apply config (? - help) a
Save configuration data to a file? [Yes] Yes
Save config in file: [/opt/zimbra/config.24648]
Saving config in /opt/zimbra/config.24648...done.
The system will be modified - continue? [No] Yes
Operations logged to /tmp/zmsetup10052014-214606.log

```

Type **Yes** if asked *Notify Zimbra of your installation?* and if has been appear *Configuration complete - press return to exit*, your zimbra installation has been finished. Check Zimbra status with this command **su - zimbra -c "zmcontrol status"** and make sure all service running well. You can also trying access webmail via browser on url <https://ZimbraServer>




(<https://i2.wp.com/imanudin.net/wp-content/uploads/2014/10/zimbra-8.5-webmail.jpg>)

Congratulations, you have been finished install Zimbra 8.5 on CentOS 7. After install, you can improve anti spam with some method like follows :

1. <http://imanudin.net/2014/09/08/how-to-install-policyd-on-zimbra-8-5/> (<http://imanudin.net/2014/09/08/how-to-install-policyd-on-zimbra-8-5/>)
2. <http://imanudin.net/2014/09/09/zimbra-tips-how-to-configure-rate-limit-sending-message-on-policyd/> (<http://imanudin.net/2014/09/09/zimbra-tips-how-to-configure-rate-limit-sending-message-on-policyd/>)
3. <http://imanudin.net/2014/09/11/improving-anti-spam-reject-unlisted-domain-on-zimbra-8-5/> (<http://imanudin.net/2014/09/11/improving-anti-spam-reject-unlisted-domain-on-zimbra-8-5/>)
4. <http://imanudin.net/2014/09/12/zimbra-tips-how-to-protect-policyd-webui/> (<http://imanudin.net/2014/09/12/zimbra-tips-how-to-protect-policyd-webui/>)
5. <http://imanudin.net/2014/09/29/how-to-restrict-users-sending-to-certain-usersdomains-with-policyd/> (<http://imanudin.net/2014/09/29/how-to-restrict-users-sending-to-certain-usersdomains-with-policyd/>)
6. <http://imanudin.net/2014/09/30/script-automatic-configure-cbpolicyd-on-zimbra-8-5/> (<http://imanudin.net/2014/09/30/script-automatic-configure-cbpolicyd-on-zimbra-8-5/>)
7. <http://imanudin.net/2014/09/07/how-to-improvement-sender-must-loginenforcing-a-match-between-from-address-and-sasl-username-on-zimbra-8-5/> (<http://imanudin.net/2014/09/07/how-to-improvement-sender-must-loginenforcing-a-match-between-from-address-and-sasl-username-on-zimbra-8-5/>)

Good luck and hopefully useful 😊

Share this:

 (<https://imanudin.net/2014/10/06/how-to-install-zimbra-8-5-0-on-centos-7-part-2/?share=email&nb=1>)


 (<https://imanudin.net/2014/10/06/how-to-install-zimbra-8-5-0-on-centos-7-part-2/?share=facebook&nb=1>)


 (<https://imanudin.net/2014/10/06/how-to-install-zimbra-8-5-0-on-centos-7-part-2/?share=twitter&nb=1>)

 (<https://imanudin.net/2014/10/06/how-to-install-zimbra-8-5-0-on-centos-7-part-2/?share=linkedin&nb=1>)


 (<https://imanudin.net/2014/10/06/how-to-install-zimbra-8-5-0-on-centos-7-part-2/?share=google-plus-1&nb=1>)

 (<https://imanudin.net/2014/10/06/how-to-install-zimbra-8-5-0-on-centos-7-part-2/?share=pinterest&nb=1>)

 (<https://imanudin.net/2014/10/06/how-to-install-zimbra-8-5-0-on-centos-7-part-2/?share=tumblr&nb=1>)

 (<https://imanudin.net/2014/10/06/how-to-install-zimbra-8-5-0-on-centos-7-part-2/?share=telegram&nb=1>)

 ([whatsapp://send?text=How%20To%20Install%20Zimbra%208.5.0%20on%20CentOS%207%20Part%202%20https%3A%2F%2Fimanudin.net%2F2014%2F10%2F06%2Fhow-to-install-zimbra-8-5-0-on-centos-7-part-2%2F](https://whatsapp://send?text=How%20To%20Install%20Zimbra%208.5.0%20on%20CentOS%207%20Part%202%20https%3A%2F%2Fimanudin.net%2F2014%2F10%2F06%2Fhow-to-install-zimbra-8-5-0-on-centos-7-part-2%2F))

 (<https://imanudin.net/2014/10/06/how-to-install-zimbra-8-5-0-on-centos-7-part-2/?share=reddit&nb=1>)

<< [How To Install Zimbra 8.5.0 on CentOS 7 Part 1](https://imanudin.net/2014/10/05/how-to-install-zimbra-8-5-0-on-centos-7-part-1/) (<https://imanudin.net/2014/10/05/how-to-install-zimbra-8-5-0-on-centos-7-part-1/>)

[How To Easy Install Zimbra 8.5 on CentOS 7](https://imanudin.net/2014/10/07/how-to-easy-install-zimbra-8-5-on-centos-7/) >> (<https://imanudin.net/2014/10/07/how-to-easy-install-zimbra-8-5-on-centos-7/>)

---

## 44 thoughts on - How To Install Zimbra 8.5.0 on CentOS 7 Part 2

 **David Salgado** (<http://www.radixis.com/>) says:

November 22, 2014 at 4:52 pm (<https://imanudin.net/2014/10/06/how-to-install-zimbra-8-5-0-on-centos-7-part-2/#comment-2915>)

Hi ! Great tutorial.

Please include the patch installation

`zcs-patch-8.5.0_GA_3050.tgz`

Reply (<https://imanudin.net/2014/10/06/how-to-install-zimbra-8-5-0-on-centos-7-part-2/?replytocom=2915#respond>)



**iman** (<http://imanudin.net>) says:

November 23, 2014 at 1:51 am (<https://imanudin.net/2014/10/06/how-to-install-zimbra-8-5-0-on-centos-7-part-2/#comment-2938>)

Hi David,

Thanks for your information and visit my blog. I will update my blog ASAP 😊

Reply (<https://imanudin.net/2014/10/06/how-to-install-zimbra-8-5-0-on-centos-7-part-2/?replytocom=2938#respond>)

 **Faisal** says:

December 9, 2014 at 3:16 am (<https://imanudin.net/2014/10/06/how-to-install-zimbra-8-5-0-on-centos-7-part-2/#comment-3714>)

Hi, terima kasih atas artikelnnya.

Saya sudah berhasil install Zimbra 8.5 pada Centos 7. Akses mailbox menggunakan POP dan IMAP juga sudah berhasil.

Tapi saat coba akses email menggunakan Zimbra Desktop dengan Account Type = Zimbra ada error berikut:

service.FAILURE: system failure: error while proxying request to target server: HTTP/1.1 504 Gateway Timeout

Display error details

com.zimbra.common.soap.SoapFaultException: system failure: error while proxying request to target server: HTTP/1.1 504 Gateway Timeout

ExceptionId:com.zimbra.common.service.ServiceException: system failure: error while proxying request to target server: HTTP/1.1 504 Gateway Timeout

ExceptionId:btpool0-5:1418094823974:0b706baa67a4780d Code:service.FAILURE at

com.zimbra.common.service.ServiceException.FAILURE(ServiceException.java:253) at com.zimbra.cs.zclient.ZMailbox.invoke(ZMailbox.java:571) at

com.zimbra.cs.zclient.ZMailbox.invoke(ZMailbox.java:555) at com.zimbra.cs.zclient.ZMailbox.invokeJaxb(ZMailbox.java:550) at

com.zimbra.cs.zclient.ZMailbox.authByPassword(ZMailbox.java:496) at com.zimbra.cs.zclient.ZMailbox.(ZMailbox.java:411) at

com.zimbra.cs.zclient.ZMailbox.getMailbox(ZMailbox.java:348) at com.zimbra.cs.account.offline.OfflineProvisioning.newZMailbox(OfflineProvisioning.java:287) at

com.zimbra.cs.account.offline.OfflineProvisioning.newZMailbox(OfflineProvisioning.java:279) at

com.zimbra.cs.account.offline.OfflineProvisioning.createSyncAccount(OfflineProvisioning.java:670) at

com.zimbra.cs.account.offline.OfflineProvisioning.createAccount(OfflineProvisioning.java:643) at

com.zimbra.cs.service.admin.CreateAccount.handle(CreateAccount.java:64) at com.zimbra.soap.SoapEngine.dispatchRequest(SoapEngine.java:412) at

com.zimbra.soap.SoapEngine.dispatch(SoapEngine.java:287) at com.zimbra.soap.SoapEngine.dispatch(SoapEngine.java:158) at

com.zimbra.soap.SoapServlet.doWork(SoapServlet.java:303) at com.zimbra.soap.SoapServlet.doPost(SoapServlet.java:217) at

javax.servlet.http.HttpServlet.service(HttpServlet.java:725) at com.zimbra.cs.servlet.ZimbraServlet.service(ZimbraServlet.java:206) at javax.servlet.http.HttpServlet.service(HttpServlet.java:814) at org.mortbay.jetty.servlet.ServletHolder.handle(ServletHolder.java:511) at org.mortbay.jetty.servlet.ServletHandler.handle(ServletHandler.java:390) at org.mortbay.jetty.security.SecurityHandler.handle(SecurityHandler.java:218) at org.mortbay.jetty.servlet.SessionHandler.handle(SessionHandler.java:182) at org.mortbay.jetty.handler.ContextHandler.handle(ContextHandler.java:765) at org.mortbay.jetty.webapp.WebAppContext.handle(WebAppContext.java:422) at org.mortbay.jetty.handler.ContextHandlerCollection.handle(ContextHandlerCollection.java:230) at org.mortbay.jetty.handler.HandlerCollection.handle(HandlerCollection.java:114) at org.mortbay.jetty.handler.HandlerWrapper.handle(HandlerWrapper.java:152) at org.mortbay.jetty.handler.rewrite.RewriteHandler.handle(RewriteHandler.java:230) at org.mortbay.jetty.handler.HandlerWrapper.handle(HandlerWrapper.java:152) at org.mortbay.jetty.Server.handle(Server.java:326) at org.mortbay.jetty.HttpConnection.handleRequest(HttpConnection.java:585) at org.mortbay.jetty.HttpConnection\$RequestHandler.content(HttpConnection.java:988) at org.mortbay.jetty.HttpParser.parseNext(HttpParser.java:756) at org.mortbay.jetty.HttpParser.parseAvailable(HttpParser.java:218) at org.mortbay.jetty.HttpConnection.handle(HttpConnection.java:415) at org.mortbay.io.nio.SelectChannelEndPoint.run(SelectChannelEndPoint.java:429) at org.mortbay.thread.BoundedThreadPool\$PoolThread.run(BoundedThreadPool.java:451) Caused by: com.zimbra.common.service.ServiceException: error while proxying request to target server: HTTP/1.1 504 Gateway Timeout ExceptionId:btpool0-5:1418094823972:0b706baa67a4780d Code:service.PROXY\_ERROR Arg:(url, STR, "https://vzimbra.tifico.co.id/service/soap/AuthRequest") at com.zimbra.common.service.ServiceException.PROXY\_ERROR(ServiceException.java:322) at com.zimbra.common.soap.SoapHttpTransport.invoke(SoapHttpTransport.java:247) at com.zimbra.common.soap.SoapHttpTransport.invoke(SoapHttpTransport.java:164) at com.zimbra.common.soap.SoapTransport.invoke(SoapTransport.java:407) at com.zimbra.cs.zclient.ZMailbox.invoke(ZMailbox.java:561) ... 37 more Code:service.FAILURE at com.zimbra.common.soap.Soap12Protocol.soapFault(Soap12Protocol.java:88) at com.zimbra.common.soap.SoapTransport.extractBodyElement(SoapTransport.java:354) at com.zimbra.common.soap.SoapTransport.parseSoapResponse(SoapTransport.java:313) at com.zimbra.common.soap.SoapHttpTransport.invoke(SoapHttpTransport.java:260) at com.zimbra.common.soap.SoapHttpTransport.invoke(SoapHttpTransport.java:164) at com.zimbra.common.soap.SoapTransport.invoke(SoapTransport.java:407) at com.zimbra.common.soap.SoapTransport.invokeWithoutSession(SoapTransport.java:393) at com.zimbra.cs.account.soap.SoapProvisioning.invokeRequest(SoapProvisioning.java:342) at com.zimbra.cs.account.soap.SoapProvisioning.invoke(SoapProvisioning.java:350) at com.zimbra.cs.account.soap.SoapProvisioning.createAccount(SoapProvisioning.java:493) at com.zimbra.cs.offline.jsp.JspProvStub.createOfflineAccount(JspProvStub.java:94) at com.zimbra.cs.offline.jsp.ZmailBean.doRequest(ZmailBean.java:151) at com.zimbra.cs.offline.jsp.FormBean.doRequest(FormBean.java:156) at sun.reflect.NativeMethodAccessorImpl.invoke0(Native Method) at sun.reflect.NativeMethodAccessorImpl.invoke(Unknown Source) at sun.reflect.DelegatingMethodAccessorImpl.invoke(Unknown Source) at java.lang.reflect.Method.invoke(Unknown Source) at com.sun.el.parser.AstFunction.getValue(AstFunction.java:127) at com.sun.el.ValueExpressionImpl.getValue(ValueExpressionImpl.java:206) at org.apache.jasper.runtime.PageContextImpl.evaluateExpression(PageContextImpl.java:1001) at org.apache.jsp.desktop.acctestup\_jsp.\_jspx\_meth\_c\_when\_6(Unknown Source) at org.apache.jsp.desktop.acctestup\_jsp.\_jspx\_meth\_c\_choose\_0(Unknown Source) at org.apache.jsp.desktop.acctestup\_jsp.\_jspService(Unknown Source) at org.apache.jasper.runtime.HttpJspBase.service(HttpJspBase.java:109) at javax.servlet.http.HttpServlet.service(HttpServlet.java:814) at org.apache.jasper.servlet.JspServletWrapper.service(JspServletWrapper.java:389) at org.apache.jasper.servlet.JspServlet.serviceJspFile(JspServlet.java:486) at org.apache.jasper.servlet.JspServlet.service(JspServlet.java:380) at javax.servlet.http.HttpServlet.service(HttpServlet.java:814) at com.zimbra.webClient.servlet.JspServlet.service(JspServlet.java:64) at org.mortbay.jetty.servlet.ServletHolder.handle(ServletHolder.java:511) at org.mortbay.jetty.servlet.ServletHandler\$CachedChain.doFilter(ServletHandler.java:1166) at com.zimbra.cs.servlet.SetHeaderFilter.doFilter(SetHeaderFilter.java:79) at com.zimbra.webClient.filters.SetHeaderFilter.doFilter(SetHeaderFilter.java:239) at org.mortbay.jetty.servlet.ServletHandler\$CachedChain.doFilter(ServletHandler.java:1157) at org.mortbay.jetty.servlet.ServletHandler.handle(ServletHandler.java:388) at org.mortbay.jetty.security.SecurityHandler.handle(SecurityHandler.java:218) at org.mortbay.jetty.servlet.SessionHandler.handle(SessionHandler.java:182) at org.mortbay.jetty.handler.ContextHandler.handle(ContextHandler.java:765) at org.mortbay.jetty.webapp.WebAppContext.handle(WebAppContext.java:422) at org.mortbay.jetty.handler.ContextHandlerCollection.handle(ContextHandlerCollection.java:230) at org.mortbay.jetty.handler.HandlerCollection.handle(HandlerCollection.java:114) at org.mortbay.jetty.handler.HandlerWrapper.handle(HandlerWrapper.java:152) at org.mortbay.jetty.handler.rewrite.RewriteHandler.handle(RewriteHandler.java:230) at org.mortbay.jetty.handler.HandlerWrapper.handle(HandlerWrapper.java:152) at org.mortbay.jetty.Server.handle(Server.java:326) at org.mortbay.jetty.HttpConnection.handleRequest(HttpConnection.java:585) at org.mortbay.jetty.HttpConnection\$RequestHandler.content(HttpConnection.java:988) at org.mortbay.jetty.HttpParser.parseNext(HttpParser.java:756) at org.mortbay.jetty.HttpParser.parseAvailable(HttpParser.java:218) at org.mortbay.jetty.HttpConnection.handle(HttpConnection.java:415) at org.mortbay.io.nio.SelectChannelEndPoint.run(SelectChannelEndPoint.java:429) at org.mortbay.thread.BoundedThreadPool\$PoolThread.run(BoundedThreadPool.java:451)

Terima kasih,

Reply (<https://imanudin.net/2014/10/06/how-to-install-zimbra-8-5-0-on-centos-7-part-2/?replytocom=3714#respond>)



**Akin Temel says:**

December 23, 2014 at 4:41 pm (<https://imanudin.net/2014/10/06/how-to-install-zimbra-8-5-0-on-centos-7-part-2/#comment-4635>)

Thanks for your great document to share.

Best Regards,

Akin

Reply (<https://imanudin.net/2014/10/06/how-to-install-zimbra-8-5-0-on-centos-7-part-2/?replytocom=4635#respond>)



**iman (<http://imanudin.net>) says:**

December 24, 2014 at 2:42 am (<https://imanudin.net/2014/10/06/how-to-install-zimbra-8-5-0-on-centos-7-part-2/#comment-4657>)

Thanks Akin. Nice to meet you 😊

Reply (<https://imanudin.net/2014/10/06/how-to-install-zimbra-8-5-0-on-centos-7-part-2/?replytocom=4657#respond>)



**Amr says:**

February 9, 2015 at 12:07 am (<https://imanudin.net/2014/10/06/how-to-install-zimbra-8-5-0-on-centos-7-part-2/#comment-6561>)

great work  
thanks but i get an error

```
DNS ERROR resolving mail.xxxxxx.com
It is suggested that the hostname be resolvable via DNS
Change hostname [Yes] no
```

```
DNS ERROR resolving MX for mail.xxxxxxx.com
It is suggested that the domain name have an MX record configured in DNS
Change domain name? [Yes] no
done.
Checking for port conflicts
sh: netstat: command not found
```

Note

The previous configuration appears to have failed to complete

```
Attempt to complete configuration now? [yes] yes
Save configuration data to a file? [Yes] yes
Save config in file: [/opt/zimbra/config.21120]
Saving config in /opt/zimbra/config.21120...done.
The system will be modified - continue? [No] yes
Operations logged to /tmp/zmsetup02082015-184209.log
Initializing ldap...failed. (5632)
```

ERROR

Configuration failed

Please address the error and re-run `/opt/zimbra/libexec/zmsetup.pl` to complete the configuration.

Note " i changed my domain to xxxxxxx "

can you help me ?!!  
and thanks again

Reply (<https://imanudin.net/2014/10/06/how-to-install-zimbra-8-5-0-on-centos-7-part-2/?replytocom=6561#respond>)



**iman (<http://Imanudin.net>) says:**

February 9, 2015 at 2:18 am (<https://imanudin.net/2014/10/06/how-to-install-zimbra-8-5-0-on-centos-7-part-2/#comment-6563>)

Hi Amr,

You must select Yes while appear question Change hostname [Yes]. I see you select No while that question

Change domain name? [Yes] no

Thanks

Reply (<https://imanudin.net/2014/10/06/how-to-install-zimbra-8-5-0-on-centos-7-part-2/?replytocom=6563#respond>)



**Amr says:**

February 9, 2015 at 1:55 pm (<https://imanudin.net/2014/10/06/how-to-install-zimbra-8-5-0-on-centos-7-part-2/#comment-6580>)

when i select yes this message repeated

```
DNS ERROR resolving MX for mail.xxxxxxx.com
It is suggested that the domain name have an MX record configured in DNS
Change domain name? [Yes] yes
```

DNS ERROR resolving MX for mail.xxxxxxx.com

It is suggested that the domain name have an MX record configured in DNS  
Change domain name? [Yes] yes

DNS ERROR resolving MX for mail.xxxxxxx.com

It is suggested that the domain name have an MX record configured in DNS  
Change domain name? [Yes] yes

DNS ERROR resolving MX for mail.xxxxxxx.com

It is suggested that the domain name have an MX record configured in DNS  
Change domain name? [Yes] yes

what can i do ?

Reply (<https://imanudin.net/2014/10/06/how-to-install-zimbra-8-5-0-on-centos-7-part-2/?replytocom=6580#respond>)



**iman says:**

February 10, 2015 at 2:33 am (<https://imanudin.net/2014/10/06/how-to-install-zimbra-8-5-0-on-centos-7-part-2/#comment-6604>)

Hi Amr,

Are you has been configured preparation before install Zimbra on article Part 1?

Reply (<https://imanudin.net/2014/10/06/how-to-install-zimbra-8-5-0-on-centos-7-part-2/?replytocom=6604#respond>)



**Amr says:**

February 10, 2015 at 4:16 pm (<https://imanudin.net/2014/10/06/how-to-install-zimbra-8-5-0-on-centos-7-part-2/#comment-6629>)

yes im sure

i use your easy setup

<http://imanudin.net/2014/10/07/how-to-easy-install-zimbra-8-5-on-centos-7/> (<http://imanudin.net/2014/10/07/how-to-easy-install-zimbra-8-5-on-centos-7/>)

and im sure for data i entered



**musa says:**

March 31, 2015 at 9:17 am (<https://imanudin.net/2014/10/06/how-to-install-zimbra-8-5-0-on-centos-7-part-2/#comment-8037>)

i am trying to install zimbra for last 5 days now and each time i faced issues and ket changing distros. now i hv decided to stick with centos and when i am trying to install zimbra 8.5.1 i get folowing error:

```
Tue Mar 31 14:30:34 2015 Initializing ldap...
```

```
Tue Mar 31 14:30:34 2015 *** Running as zimbra user: /opt/zimbra/libexec/zmldapinit
```

```
Connection timed out at /opt/zimbra/libexec/zmldapinit line 138.
```

```
Tue Mar 31 14:32:22 2015 failed. (28160)
```

I checked visudo file and requiretty line is commented out already.

any quick help plz?

Reply (<https://imanudin.net/2014/10/06/how-to-install-zimbra-8-5-0-on-centos-7-part-2/?replytocom=8037#respond>)



**iman (<http://imanudin.net>) says:**

March 31, 2015 at 9:36 am (<https://imanudin.net/2014/10/06/how-to-install-zimbra-8-5-0-on-centos-7-part-2/#comment-8039>)

Hi Musa,

Are you has been prepared/configure on part 1 properly? please see the video for example configure on CentOS 6 : <https://www.youtube.com/watch?v=WkYdxucvzUY> (<https://www.youtube.com/watch?v=WkYdxucvzUY>). But its also works for CentOS 7. You only adjust with your system.

Reply (<https://imanudin.net/2014/10/06/how-to-install-zimbra-8-5-0-on-centos-7-part-2/?replytocom=8039#respond>)



**musa says:**

March 31, 2015 at 3:04 pm (<https://imanudin.net/2014/10/06/how-to-install-zimbra-8-5-0-on-centos-7-part-2/#comment-8044>)

thanx a lot for reply....

i followed every ste properly and didnt receive any error at any step prior to the above mentioned. i am not sure where exactly to look for? :/

Reply (<https://imanudin.net/2014/10/06/how-to-install-zimbra-8-5-0-on-centos-7-part-2/?replyto=8044#respond>)



**iman (<http://imanudin.net>) says:**

April 1, 2015 at 1:21 am (<https://imanudin.net/2014/10/06/how-to-install-zimbra-8-5-0-on-centos-7-part-2/#comment-8056>)

Hi Musa,

Could you give us more information such as how much CPU, RAM, etc

Reply (<https://imanudin.net/2014/10/06/how-to-install-zimbra-8-5-0-on-centos-7-part-2/?replyto=8056#respond>)



**musa says:**

April 8, 2015 at 1:37 pm (<https://imanudin.net/2014/10/06/how-to-install-zimbra-8-5-0-on-centos-7-part-2/#comment-8260>)

Hey iman,

Thanks for your reply but i want to apologize as the issue was coz of older version i was using i.e. 8.0.9 now that i switched to 8.6 and followed this guide, life felt easy 😊

Thanks a ton!



**vlagosh says:**

May 2, 2015 at 7:58 am (<https://imanudin.net/2014/10/06/how-to-install-zimbra-8-5-0-on-centos-7-part-2/#comment-8560>)

Well done guide – thank you!

Reply (<https://imanudin.net/2014/10/06/how-to-install-zimbra-8-5-0-on-centos-7-part-2/?replyto=8560#respond>)



**Srinivasa T N says:**

May 12, 2015 at 9:19 am (<https://imanudin.net/2014/10/06/how-to-install-zimbra-8-5-0-on-centos-7-part-2/#comment-8713>)

Hi Iman,  
My requirement is:

If you visit my domain in web browser, i.e., go to URL abc.com then it should take you to a machine where the webserver is running (say 192.168.1.2) And if you send an mail to an user of that domain, i.e., xyz@abc.com (mailto:xyz@abc.com), then it should be sent to a machine where zimbra is running (say 192.168.1.3)

Is the above possible in zimbra?

Also, I wanted to know whether zimbra supports admin controls on the mails originating from my domain (say, the attachment for the mails originating from @abc.com should not exceed 1 MB)?

Regards,  
Seenu.

Reply (<https://imanudin.net/2014/10/06/how-to-install-zimbra-8-5-0-on-centos-7-part-2/?replyto=8713#respond>)



**iman (<http://imanudin.net>) says:**

May 12, 2015 at 11:16 pm (<https://imanudin.net/2014/10/06/how-to-install-zimbra-8-5-0-on-centos-7-part-2/#comment-8729>)

Hi Srinivasa,

Yes, That possible. For configure attachment, you can go to Zimbra Admin | Configure | Global Settings | MTA. Please find maximum message and configure as do you want

Reply (<https://imanudin.net/2014/10/06/how-to-install-zimbra-8-5-0-on-centos-7-part-2/?replyto=8729#respond>)



**Srinivasa T N says:**

May 14, 2015 at 6:17 am (<https://imanudin.net/2014/10/06/how-to-install-zimbra-8-5-0-on-centos-7-part-2/#comment-8758>)

Hi Iman,  
I have installed zcs 8.5.0 and is working great independently. I have two questions:

- 1) What are the steps required for it to send/receive external mails (Note: I am behind company firewall, I have purchased static ip and an domain).
- 2) If I want my installation to refer to opendj for authentication, what are the steps required?

Regards,  
Seenu.

Reply (<https://imanudin.net/2014/10/06/how-to-install-zimbra-8-5-0-on-centos-7-part-2/?replytocom=8758#respond>)



**iman (<http://imanudin.net>) says:**

May 18, 2015 at 4:09 am (<https://imanudin.net/2014/10/06/how-to-install-zimbra-8-5-0-on-centos-7-part-2/#comment-8781>)

Hi Sriniva,

1. You can see at this guidance : <http://imanudin.net/2015/03/15/how-to-configure-receive-email-from-the-internetoutside/> (<http://imanudin.net/2015/03/15/how-to-configure-receive-email-from-the-internetoutside/>)
2. For example configuration, you can see at this guidance : <http://vavai.net/2010/03/zimbra-mail-server-with-external-authentication-using-samba-pdcopenldap/> (<http://vavai.net/2010/03/zimbra-mail-server-with-external-authentication-using-samba-pdcopenldap/>)

Thanks

Reply (<https://imanudin.net/2014/10/06/how-to-install-zimbra-8-5-0-on-centos-7-part-2/?replytocom=8781#respond>)



**Srinivasa T N says:**

May 19, 2015 at 8:20 am (<https://imanudin.net/2014/10/06/how-to-install-zimbra-8-5-0-on-centos-7-part-2/#comment-8795>)

Thanks iman, both helped and now I am able to get things running. But one thing I am finding as limitation is the external ldap is used only for authentication but the inbox still needs to be on zimbra, do you know any workaround for this?

Regards,  
Seenu.

Reply (<https://imanudin.net/2014/10/06/how-to-install-zimbra-8-5-0-on-centos-7-part-2/?replytocom=8795#respond>)



**Ahmad Imanudin says:**

May 20, 2015 at 2:38 am (<https://imanudin.net/2014/10/06/how-to-install-zimbra-8-5-0-on-centos-7-part-2/#comment-8797>)

Hi Srinivasa,

You could automatically create mailbox in Zimbra with this guidance : <http://imanudin.net/2014/12/08/zimbra-external-ad-automatically-create-mailboxes-zimbra-with-eager-mode-auto-provisioning/> (<http://imanudin.net/2014/12/08/zimbra-external-ad-automatically-create-mailboxes-zimbra-with-eager-mode-auto-provisioning/>) with some modification.

Thanks

Reply (<https://imanudin.net/2014/10/06/how-to-install-zimbra-8-5-0-on-centos-7-part-2/?replytocom=8797#respond>)



**Satrio Bagas says:**

November 26, 2015 at 1:30 pm (<https://imanudin.net/2014/10/06/how-to-install-zimbra-8-5-0-on-centos-7-part-2/#comment-13108>)

hi iman,

kenapa ketika saya sudah selesai menginstall zimbanya tetapi cuma bisa diakses dengan ip bukan dengan masuk menggunakan alamat mailnya, contoh: mail.satriobgs.net  
cuma bisa diakses dengan ip dan tidak bisa diakses menggunakan mail.satriobgs.net di web browser

mohon bantuannya  
terima kasih.

Reply (<https://imanudin.net/2014/10/06/how-to-install-zimbra-8-5-0-on-centos-7-part-2/?replytocom=13108#respond>)



**iman (<http://imanudin.net>) says:**

November 27, 2015 at 2:19 am (<https://imanudin.net/2014/10/06/how-to-install-zimbra-8-5-0-on-centos-7-part-2/#comment-13122>)

Halo mas,

Coba arahkan DNS yang pertama pada IP si Zimbra itu sendiri

Reply (<https://imanudin.net/2014/10/06/how-to-install-zimbra-8-5-0-on-centos-7-part-2/?replytocom=13122#respond>)



**Satrio Bagas says:**




December 3, 2015 at 4:06 am (<https://imanudin.net/2014/10/06/how-to-install-zimbra-8-5-0-on-centos-7-part-2/#comment-13306>)

sudah saya arahkan mas, tapi masih belum bisa.


mohon bantuannya mas iman.

Reply (<https://imanudin.net/2014/10/06/how-to-install-zimbra-8-5-0-on-centos-7-part-2/?replytocom=13306#respond>)

 **bonar says:**  
January 15, 2016 at 3:49 pm (<https://imanudin.net/2014/10/06/how-to-install-zimbra-8-5-0-on-centos-7-part-2/#comment-13522>)

LDAP saya failed mas


Reply (<https://imanudin.net/2014/10/06/how-to-install-zimbra-8-5-0-on-centos-7-part-2/?replytocom=13522#respond>)

 **iman (<https://imanudin.net>) says:**  
January 17, 2016 at 3:01 pm (<https://imanudin.net/2014/10/06/how-to-install-zimbra-8-5-0-on-centos-7-part-2/#comment-13524>)

Halo mas,

Silakan coba install kembali dan pastikan semua persiapan sudah ok

Reply (<https://imanudin.net/2014/10/06/how-to-install-zimbra-8-5-0-on-centos-7-part-2/?replytocom=13524#respond>)


 **GIO says:**  
April 18, 2016 at 12:57 am (<https://imanudin.net/2014/10/06/how-to-install-zimbra-8-5-0-on-centos-7-part-2/#comment-14007>)

hello. i have i cannot send mail to external domains [gmail.com outlook.com yahoo.com ....]

Diagnostic-Code: X-Postfix; mail for gmail.com loops back to myself

thanks


Reply (<https://imanudin.net/2014/10/06/how-to-install-zimbra-8-5-0-on-centos-7-part-2/?replytocom=14007#respond>)

 **iman (<https://imanudin.net>) says:**  
April 18, 2016 at 1:39 am (<https://imanudin.net/2014/10/06/how-to-install-zimbra-8-5-0-on-centos-7-part-2/#comment-14010>)

Hi Gio,

Are you have domain gmail.com in your Zimbra server? please check any information in /var/log/zimbra.log for more information

Reply (<https://imanudin.net/2014/10/06/how-to-install-zimbra-8-5-0-on-centos-7-part-2/?replytocom=14010#respond>)

 **GIO says:**  
April 18, 2016 at 2:27 pm (<https://imanudin.net/2014/10/06/how-to-install-zimbra-8-5-0-on-centos-7-part-2/#comment-14012>)

/var/log/zimbra.log:


to=, relay=mta6.am0.yahoodns.net[98.138.112.35]:25, delay=0.27, delays=0.01/0.01/0.25/0, dsn=5.4.6, status=bounced (mail for yahoo.com loops back to myself)

i can send mail zimbra to zimbra. but can't send to an external domains.

thanks

GIO


Reply (<https://imanudin.net/2014/10/06/how-to-install-zimbra-8-5-0-on-centos-7-part-2/?replytocom=14012#respond>)

 **iman (<https://imanudin.net>) says:**  
April 19, 2016 at 1:11 am (<https://imanudin.net/2014/10/06/how-to-install-zimbra-8-5-0-on-centos-7-part-2/#comment-14014>)

Hi Gio,

It is strange for me. What do your actual domain to send to internet (Yahoo, Gmail, etc)? are you change any configuration formerly? or is this fresh install?

Reply (<https://imanudin.net/2014/10/06/how-to-install-zimbra-8-5-0-on-centos-7-part-2/?replytocom=14014#respond>)

 **GIO says:**  
April 19, 2016 at 7:36 am (<https://imanudin.net/2014/10/06/how-to-install-zimbra-8-5-0-on-centos-7-part-2/#comment-14015>)

sending to any domain and no success. can only send to local accounts.

yes this is a fresh install but after unsuccessful sending I try to change /opt/zimbra/postfix/main.cf mydestination = localhost to mydestination = localhost, mail.mydomain.com but after restart (zmcontrol restart) mydestination returns to it's first state (mydestination = localhost). no idea...

Reply (<https://imanudin.net/2014/10/06/how-to-install-zimbra-8-5-0-on-centos-7-part-2/?replytocom=14015#respond>)



**iman (https://imanudin.net) says:**

April 19, 2016 at 10:13 am (<https://imanudin.net/2014/10/06/how-to-install-zimbra-8-5-0-on-centos-7-part-2/#comment-14019>)

Hi Gio,

Please paste the results from the following command

```
dig gmail.com mx
telnet gmail-smtp-in.l.google.com 25
nslookup gmail.com
```

Reply (<https://imanudin.net/2014/10/06/how-to-install-zimbra-8-5-0-on-centos-7-part-2/?replytocom=14019#respond>)



**GIO says:**

April 19, 2016 at 1:23 pm (<https://imanudin.net/2014/10/06/how-to-install-zimbra-8-5-0-on-centos-7-part-2/#comment-14024>)

cannot leave a comment 😞

Reply (<https://imanudin.net/2014/10/06/how-to-install-zimbra-8-5-0-on-centos-7-part-2/?replytocom=14024#respond>)



**GIO says:**

April 19, 2016 at 4:23 pm (<https://imanudin.net/2014/10/06/how-to-install-zimbra-8-5-0-on-centos-7-part-2/#comment-14029>)

Hi Iman

I have paste command results but not submitting. can you give me your email?

thanks  
GIO

Reply (<https://imanudin.net/2014/10/06/how-to-install-zimbra-8-5-0-on-centos-7-part-2/?replytocom=14029#respond>)



**iman (https://imanudin.net) says:**

April 20, 2016 at 5:39 am (<https://imanudin.net/2014/10/06/how-to-install-zimbra-8-5-0-on-centos-7-part-2/#comment-14030>)

Hi Gio,

Please use this page 😊 : <https://imanudin.net/contact/> (<https://imanudin.net/contact/>)

Reply (<https://imanudin.net/2014/10/06/how-to-install-zimbra-8-5-0-on-centos-7-part-2/?replytocom=14030#respond>)



**amithrajc says:**

July 29, 2016 at 6:58 am (<https://imanudin.net/2014/10/06/how-to-install-zimbra-8-5-0-on-centos-7-part-2/#comment-14690>)

i am not able to download in the wget package in zimbra or aswell in

```
wget -c http://files2.zimbra.com/downloads/8.5.0_GA/zcs-8.5.0_GA_3042.RHEL7_64.20140828204420.tgz
(http://files2.zimbra.com/downloads/8.5.0_GA/zcs-8.5.0_GA_3042.RHEL7_64.20140828204420.tgz)
```

can you please help me to download the package

my os is centos 6



**iman (https://imanudin.net) says:**

July 29, 2016 at 7:21 am (<https://imanudin.net/2014/10/06/how-to-install-zimbra-8-5-0-on-centos-7-part-2/#comment-14691>)

Hello,

Please try this link

```
wget -c https://files.zimbra.com/downloads/8.6.0_GA/zcs-8.6.0_GA_1153.RHEL6_64.20141215151155.tgz
```



**Meherrem Memmedov says:**

October 9, 2016 at 2:12 pm (<https://imanudin.net/2014/10/06/how-to-install-zimbra-8-5-0-on-centos-7-part-2/#comment-15143>)

Hello Iman, i installed Zimbra 8.7 on Oracle Linux. But not mail send hotmail or gmail. Config outgoing smtp config bot not send. Remove zimbra 8.7. Now installing zimbra 8.5. If not send this zimbra mail help me ?

Thanks

Reply (<https://imanudin.net/2014/10/06/how-to-install-zimbra-8-5-0-on-centos-7-part-2/?replytocom=15143#respond>)



**iman (<https://imanudin.net>) says:**

October 10, 2016 at 6:39 am (<https://imanudin.net/2014/10/06/how-to-install-zimbra-8-5-0-on-centos-7-part-2/#comment-15144>)

Hello,

After installing Zimbra, please review some information below

1. Are you have internet connection to sending email to internet?
2. Is there any blocking on port 25 outgoing on your firewall?
3. Is there any blocking on port 25 outgoing on your ISP?
4. How about sending email to outside besides Gmail and Hotmail?
5. Is there any log/bouncing when you sending email to Gmail and Hotmail?

Reply (<https://imanudin.net/2014/10/06/how-to-install-zimbra-8-5-0-on-centos-7-part-2/?replytocom=15144#respond>)



**Joe says:**

December 14, 2016 at 6:44 am (<https://imanudin.net/2014/10/06/how-to-install-zimbra-8-5-0-on-centos-7-part-2/#comment-15802>)

Hi,

may i ask why do not install zimbra-dnscache ? because i also saw some article suggest no installing zimbra-memcached and zimbra-proxy.

thanks

Reply (<https://imanudin.net/2014/10/06/how-to-install-zimbra-8-5-0-on-centos-7-part-2/?replytocom=15802#respond>)



**iman (<https://imanudin.net>) says:**

December 16, 2016 at 3:04 am (<https://imanudin.net/2014/10/06/how-to-install-zimbra-8-5-0-on-centos-7-part-2/#comment-15834>)

Hi,

Zimbra-dnscache did not installed because i am use bind9 for internal DNS. Starting from ZCS 8.5, Zimbra-memcached dan proxy mandatory to be installed

Reply (<https://imanudin.net/2014/10/06/how-to-install-zimbra-8-5-0-on-centos-7-part-2/?replytocom=15834#respond>)



**David Benlulu says:**

December 14, 2016 at 2:30 pm (<https://imanudin.net/2014/10/06/how-to-install-zimbra-8-5-0-on-centos-7-part-2/#comment-15806>)

hi, i'm follow step by step your procedure and it's work but , when i try to install "sh install.sh" and run it i can select yes...yes bla bla... and then try to "installing packages" - "zimbra-core" and stop there.... do not continue only permit to cancel whith ctrl+c , i try whit diferent versión of zimbra (8.0.2 and 8.6) whith centos 6.3, please help us...]

Reply (<https://imanudin.net/2014/10/06/how-to-install-zimbra-8-5-0-on-centos-7-part-2/?replytocom=15806#respond>)



**iman (<https://imanudin.net>) says:**

December 16, 2016 at 3:08 am (<https://imanudin.net/2014/10/06/how-to-install-zimbra-8-5-0-on-centos-7-part-2/#comment-15838>)

Hi,

What specification of your server? RAM, CPU, HDD, etc

Reply (<https://imanudin.net/2014/10/06/how-to-install-zimbra-8-5-0-on-centos-7-part-2/?replytocom=15838#respond>)

## LEAVE A COMMENT

Comment\*

Submit Comment

**Notify me of follow-up comments by email.**

**Notify me of new posts by email.**

Search

[How To Install PolicyD on Zimbra 8.5 \(https://imanudin.net/2014/09/08/how-to-install-policyd-on-zimbra-8-5/\)](https://imanudin.net/2014/09/08/how-to-install-policyd-on-zimbra-8-5/)

[How To Restrict Users Sending to Certain Users/Domains With Policyd \(https://imanudin.net/2014/09/29/how-to-restrict-users-sending-to-certain-usersdomains-with-policyd/\)](https://imanudin.net/2014/09/29/how-to-restrict-users-sending-to-certain-usersdomains-with-policyd/)

[How To Install Samba4 Active Directory on CentOS 7 Part 2 \(https://imanudin.net/2014/11/17/how-to-install-samba4-active-directory-on-centos-7-part-2/\)](https://imanudin.net/2014/11/17/how-to-install-samba4-active-directory-on-centos-7-part-2/)

[How To Install & Configure Zimbra High Availability \(HA\) \(https://imanudin.net/2015/03/24/how-to-install-configure-zimbra-high-availability-ha/\)](https://imanudin.net/2015/03/24/how-to-install-configure-zimbra-high-availability-ha/)

[Zimbra Tips : How To Configure Rate Limit Sending Message on PolicyD \(https://imanudin.net/2014/09/09/zimbra-tips-how-to-configure-rate-limit-sending-message-on-policyd/\)](https://imanudin.net/2014/09/09/zimbra-tips-how-to-configure-rate-limit-sending-message-on-policyd/)

## Subscribe to Blog via Email

Enter your email address to subscribe to this blog and receive notifications of new posts by email.

Subscribe

## Tags

[Active Directory \(https://imanudin.net/tag/active-directory/\)](https://imanudin.net/tag/active-directory/) [archive \(https://imanudin.net/tag/archive/\)](https://imanudin.net/tag/archive/) [archiving \(https://imanudin.net/tag/archiving/\)](https://imanudin.net/tag/archiving/) [automatic \(https://imanudin.net/tag/automatic/\)](https://imanudin.net/tag/automatic/) [Backup \(https://imanudin.net/tag/backup/\)](https://imanudin.net/tag/backup/) [CBPolicyd \(https://imanudin.net/tag/cbpolicyd/\)](https://imanudin.net/tag/cbpolicyd/) [CentOS 6 \(https://imanudin.net/tag/centos-6/\)](https://imanudin.net/tag/centos-6/) [CentOS 7 \(https://imanudin.net/tag/centos-7/\)](https://imanudin.net/tag/centos-7/) [certain \(https://imanudin.net/tag/certain/\)](https://imanudin.net/tag/certain/) [Configure \(https://imanudin.net/tag/configure/\)](https://imanudin.net/tag/configure/) [COS \(https://imanudin.net/tag/cos/\)](https://imanudin.net/tag/cos/) [daily \(https://imanudin.net/tag/daily/\)](https://imanudin.net/tag/daily/) [disclaimer \(https://imanudin.net/tag/disclaimer/\)](https://imanudin.net/tag/disclaimer/) [domain \(https://imanudin.net/tag/domain/\)](https://imanudin.net/tag/domain/) [DRBD \(https://imanudin.net/tag/drbd/\)](https://imanudin.net/tag/drbd/) [easy install \(https://imanudin.net/tag/easy-install/\)](https://imanudin.net/tag/easy-install/) [export \(https://imanudin.net/tag/export/\)](https://imanudin.net/tag/export/) [how to \(https://imanudin.net/tag/how-to/\)](https://imanudin.net/tag/how-to/) [import \(https://imanudin.net/tag/import/\)](https://imanudin.net/tag/import/) [install \(https://imanudin.net/tag/install/\)](https://imanudin.net/tag/install/) [integrating \(https://imanudin.net/tag/integrating/\)](https://imanudin.net/tag/integrating/) [Mailman \(https://imanudin.net/tag/mailman/\)](https://imanudin.net/tag/mailman/) [migrate \(https://imanudin.net/tag/migrate/\)](https://imanudin.net/tag/migrate/) [OpenSUSE \(https://imanudin.net/tag/opensuse/\)](https://imanudin.net/tag/opensuse/) [outgoing \(https://imanudin.net/tag/outgoing/\)](https://imanudin.net/tag/outgoing/) [policyd \(https://imanudin.net/tag/policyd/\)](https://imanudin.net/tag/policyd/) [preparation \(https://imanudin.net/tag/preparation/\)](https://imanudin.net/tag/preparation/) [Provisioning \(https://imanudin.net/tag/provisioning/\)](https://imanudin.net/tag/provisioning/) [relay \(https://imanudin.net/tag/relay/\)](https://imanudin.net/tag/relay/) [restrict \(https://imanudin.net/tag/restrict/\)](https://imanudin.net/tag/restrict/) [Samba \(https://imanudin.net/tag/samba/\)](https://imanudin.net/tag/samba/) [Samba4 \(https://imanudin.net/tag/samba4/\)](https://imanudin.net/tag/samba4/) [script \(https://imanudin.net/tag/script/\)](https://imanudin.net/tag/script/) [smtp \(https://imanudin.net/tag/smp/\)](https://imanudin.net/tag/smp/) [Solved \(https://imanudin.net/tag/solved/\)](https://imanudin.net/tag/solved/) [SUSE \(https://imanudin.net/tag/suse/\)](https://imanudin.net/tag/suse/) [tips \(https://imanudin.net/tag/tips/\)](https://imanudin.net/tag/tips/) [user \(https://imanudin.net/tag/user/\)](https://imanudin.net/tag/user/) [Windows \(https://imanudin.net/tag/windows/\)](https://imanudin.net/tag/windows/) [Z-Push \(https://imanudin.net/tag/z-push/\)](https://imanudin.net/tag/z-push/) [Z-Push Zimbra Backend \(https://imanudin.net/tag/z-push-zimbra-backend/\)](https://imanudin.net/tag/z-push-zimbra-backend/)

[zimbra \(https://imanudin.net/tag/zimbra-2/\)](https://imanudin.net/tag/zimbra-2/) [Zimbra 8.5 \(https://imanudin.net/tag/zimbra-8-5/\)](https://imanudin.net/tag/zimbra-8-5/)

[zimbra 8.6 \(https://imanudin.net/tag/zimbra-8-6/\)](https://imanudin.net/tag/zimbra-8-6/) [Zimbra OSE \(https://imanudin.net/tag/zimbra-ose/\)](https://imanudin.net/tag/zimbra-ose/)

## Recent Comments

flunda on [Zimbra Tips : How To Configure Rate Limit Sending Message on PolicyD \(https://imanudin.net/2014/09/09/zimbra-tips-how-to-configure-rate-limit-sending-message-on-policyd/#comment-15878\)](https://imanudin.net/2014/09/09/zimbra-tips-how-to-configure-rate-limit-sending-message-on-policyd/#comment-15878)

flunda on [Zimbra Tips : How To Configure Rate Limit Sending Message on PolicyD \(https://imanudin.net/2014/09/09/zimbra-tips-how-to-configure-rate-limit-sending-message-on-policyd/#comment-15877\)](https://imanudin.net/2014/09/09/zimbra-tips-how-to-configure-rate-limit-sending-message-on-policyd/#comment-15877)

iman (<https://imanudin.net/>) on [Relay Tips Based on User/Domain Receiver on Zimbra 8.5-8.6 \(https://imanudin.net/2014/12/25/relay-tips-based-on-userdomain-receiver-on-zimbra-8-5-8-6/#comment-15876\)](https://imanudin.net/2014/12/25/relay-tips-based-on-userdomain-receiver-on-zimbra-8-5-8-6/#comment-15876)

iman (<https://imanudin.net/>) on [Zimbra Tips : How To Configure Rate Limit Sending Message on PolicyD \(https://imanudin.net/2014/09/09/zimbra-tips-how-to-configure-rate-limit-sending-message-on-policyd/#comment-15875\)](https://imanudin.net/2014/09/09/zimbra-tips-how-to-configure-rate-limit-sending-message-on-policyd/#comment-15875)

Afsher on [Relay Tips Based on User/Domain Receiver on Zimbra 8.5-8.6 \(https://imanudin.net/2014/12/25/relay-tips-based-on-userdomain-receiver-on-zimbra-8-5-8-6/#comment-15873\)](https://imanudin.net/2014/12/25/relay-tips-based-on-userdomain-receiver-on-zimbra-8-5-8-6/#comment-15873)

Dark on Zimbra Tips : How To Configure Rate Limit Sending Message on PolicyD (<https://imanudin.net/2014/09/09/zimbra-tips-how-to-configure-rate-limit-sending-message-on-policyd/#comment-15872>)

Dark on Zimbra Tips : How To Configure Rate Limit Sending Message on PolicyD (<https://imanudin.net/2014/09/09/zimbra-tips-how-to-configure-rate-limit-sending-message-on-policyd/#comment-15871>)

---

Follow Us :

Powered by WordPress (<http://wordpress.org>) and MyWiki WordPress Theme (<http://fasterthemes.com/wordpress-themes/mywiki>).

